

# Nexus<sup>®</sup>Pro Smart emergency lighting monitoring system



Simplify emergency lighting management with Nexus<sup>®</sup>Pro. The smart emergency lighting monitoring system provides 24/7 remote monitoring, real-time diagnostics, and automated reporting—all in one place. Compatible with a wide range of battery units, signs, combination units, and central battery systems, Nexus<sup>®</sup>Pro ensures reliable performance wherever safety matters most.

**Stay connected. Stay ahead.**



## Features and benefits

Supports up to **200 devices** per Gateway

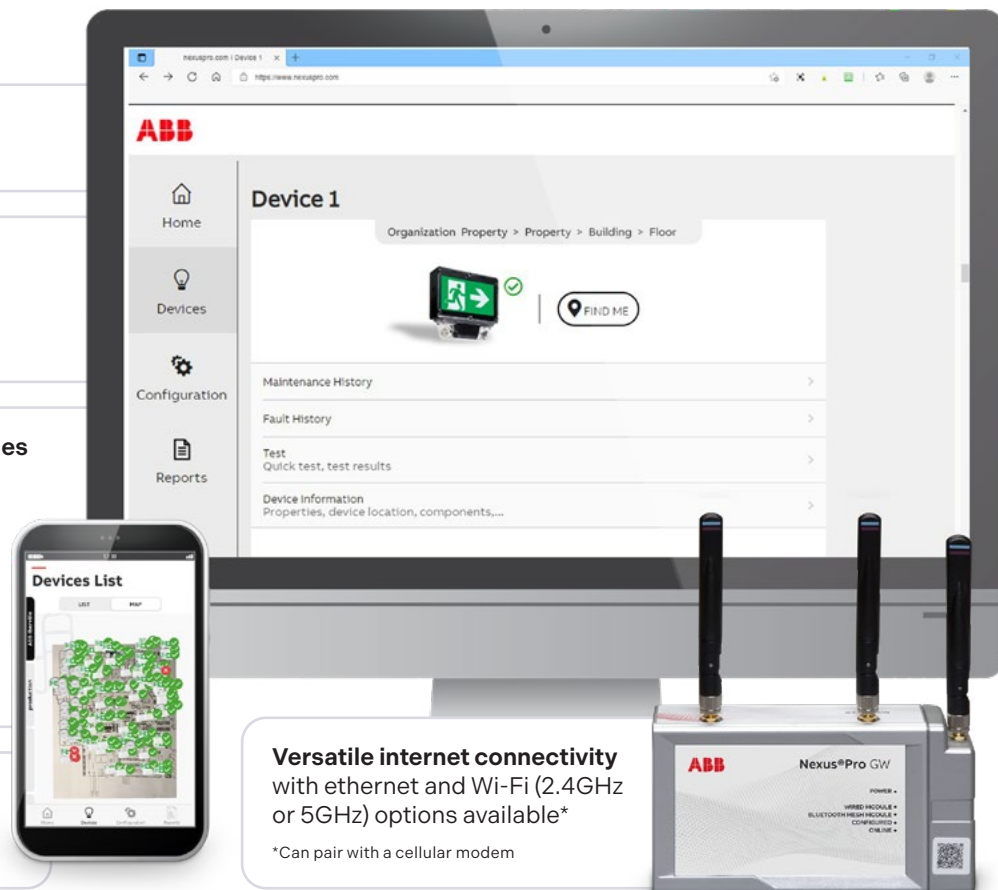
**Industrial-grade security** featuring Bluetooth Mesh device-level encryption and HTTPS secure communication

### Extended communication ranges

- Up to 39.6 m (130 ft) from unit to unit
- A minimum of two units must be connected to each gateway within a maximum radius of 30.5 m (100 ft)\*.

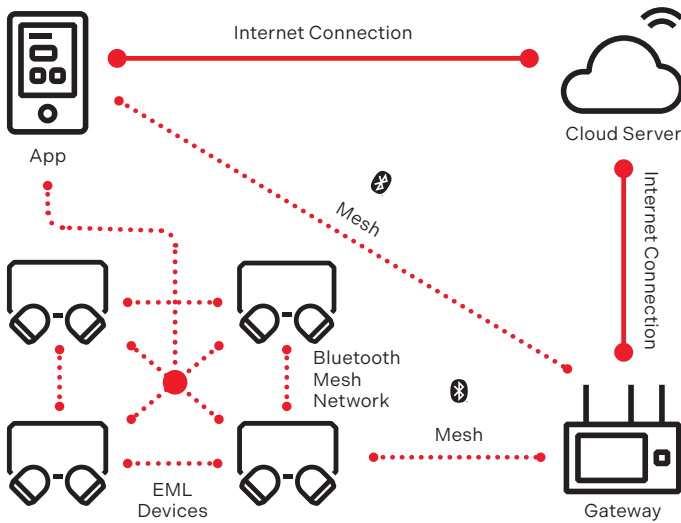
\*Exact ranges depend on complexity and structural conditions of the installation site

**Seamless integration** with Android, iOS, and web-based applications



**Versatile internet connectivity** with ethernet and Wi-Fi (2.4GHz or 5GHz) options available\*

\*Can pair with a cellular modem




### Why Nexus® Pro?

- **Free to use:** Nexus® Pro is entirely free to use after installation with no recurring costs or subscription fees.
- **Broad compatibility:** Integrates seamlessly with Lumacell units, from mini-inverters to aesthetic commercial units to NEMA 4X industrial units.
- **Rapid commissioning:** Emergency lighting monitoring for 9,290 m<sup>2</sup> (100,000 sq ft) can be operational in half a day.
- **Peace of mind:** Nexus® Pro ensures compliance with safety standards like NFC, NBCC and CSA C282.

### Nexus® Pro-compatible emergency lighting


Battery and remote units



Self-powered signs and combos




Mini inverters (300W - 1440W)



Learn more



LUMACELL



Nexus® Pro