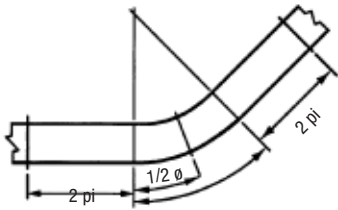
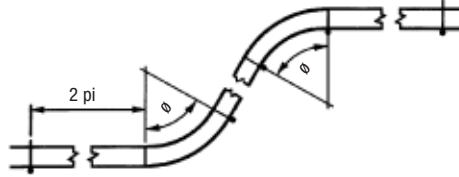




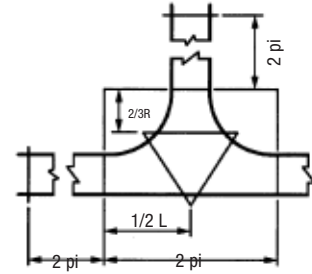
EMPLACEMENTS DES SUPPORTS DE RACCORDS DE CHEMINS DE CÂBLES



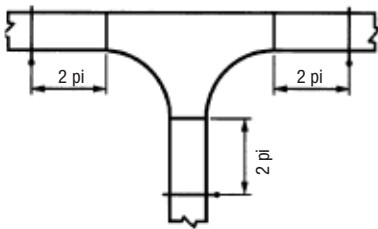
Coude horizontal



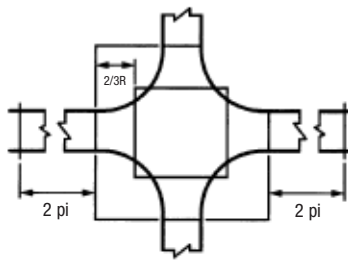
Coude vertical



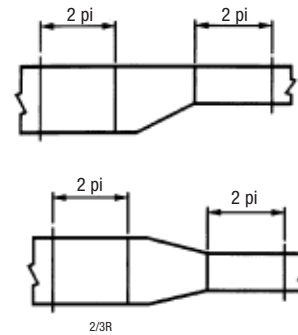
Té horizontal



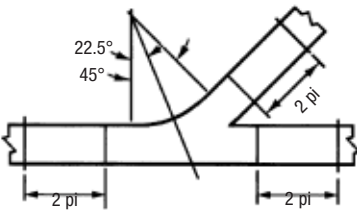
Té horizontal



Croix horizontale



Réducteur horizontal



Y horizontal

Remarque : $\theta = 30^\circ, 45^\circ, 60^\circ, 90^\circ$ (angle du raccord)