

Boîtes de déviation

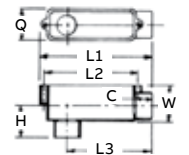


Type LB

- Manchons non filetés
- Couvertres à fini texturé
- Garniture de mousse déjà en place

Cat. No.	Gros. nom. (po)	Qté/ Ctn std	Dim. type C	Max. L1 (po)	Dim. types (po)				Max. (po)		Vol. (po ³)
					L2	L3	H	Q	W		
E986D	½	25	1 ¹ / ₁₆	4 ⁵ / ₁₆	3 ⁷ / ₃₂	3 ¹ / ₁₆	1 ⁵ / ₁₆	1 ¹¹ / ₃₂	1 ¹ / ₂	4,0	
E986E	¾	15	2 ⁹ / ₃₂	6 ⁹ / ₃₂	5 ⁹ / ₃₂	4 ²⁵ / ₃₂	1 ²⁵ / ₃₂	1 ³ / ₄	2 ¹ / ₃₂	12,0	
E986F	1	10	2 ⁹ / ₃₂	6 ⁹ / ₃₂	5 ⁹ / ₃₂	4 ²⁵ / ₃₂	1 ²⁵ / ₃₂	1 ³ / ₄	2 ¹ / ₃₂	12,0	
E986G	1¼	10	1 ³ / ₃₂	7 ³¹ / ₃₂	6 ¹³ / ₃₂	6	2 ⁵ / ₁₆	2 ¹ / ₂	2 ³ / ₄	32,0	
E986H	1½	10	1 ³ / ₃₂	7 ³¹ / ₃₂	6 ¹³ / ₃₂	6	2 ⁵ / ₁₆	2 ¹ / ₂	2 ³ / ₄	32,0	
E986J	2	10	1 ⁵ / ₃₂	9 ³¹ / ₃₂	8 ¹³ / ₃₂	7 ¹ / ₄	2 ⁹ / ₁₆	3 ⁵ / ₃₂	3 ¹⁵ / ₃₂	63,0	
E986K	2½	4	1 ⁵ / ₈	14 ⁷ / ₈	13 ¹ / ₄	11 ³¹ / ₃₂	3 ³ / ₄	4 ¹¹ / ₃₂	4 ⁵ / ₈	210,0	
E986L	3	4	1 ⁵ / ₈	14 ⁷ / ₈	13 ¹ / ₄	11 ³¹ / ₃₂	3 ³ / ₄	4 ¹¹ / ₃₂	4 ⁵ / ₈	210,0	
E986M	3½	4	1 ²⁵ / ₃₂	17 ²³ / ₃₂	15 ⁷ / ₈	14 ¹⁷ / ₆₄	4 ⁷ / ₁₆	5 ¹¹ / ₃₂	5 ²¹ / ₃₂	390,0	
E986N	4	4	1 ²⁵ / ₃₂	17 ²³ / ₃₂	15 ⁷ / ₈	14 ¹⁷ / ₆₄	4 ⁷ / ₁₆	5 ¹¹ / ₃₂	5 ²¹ / ₃₂	390,0	

Schéma

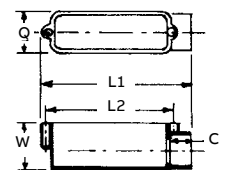


Type E

- Manchons non filetés
- Couvertres à fini texturé
- Garniture de mousse déjà en place

N° de cat.	Gros. nom. (po)	Qté/ Ctn std	C (po)	L1 (po)	L2 (po)	Q (po)	W (po)	Vol. (po ³)
E988D	½	25	1 ¹ / ₁₆	4 ⁵ / ₁₆	3 ¹ / ₂	1 ¹¹ / ₃₂	1 ¹ / ₂	4,0
E988E	¾	15	2 ⁹ / ₃₂	6 ¹¹ / ₃₂	5 ⁹ / ₃₂	1 ³ / ₄	2 ¹ / ₃₂	12,0
E988F	1	10	2 ⁹ / ₃₂	6 ¹¹ / ₃₂	5 ⁹ / ₃₂	1 ³ / ₄	2 ¹ / ₃₂	12,0
E988G	1¼	10	1 ³ / ₃₂	8	6 ¹³ / ₃₂	2 ¹ / ₂	2 ³ / ₄	32,0
E988H	1½	10	1 ³ / ₃₂	8	6 ¹³ / ₃₂	2 ¹ / ₂	2 ³ / ₄	32,0
E988J	2	10	1 ⁵ / ₃₂	9 ¹⁵ / ₃₂	8 ¹³ / ₃₂	3 ⁵ / ₃₂	3 ¹⁵ / ₃₂	63,0

Schéma



Boîtes de déviation

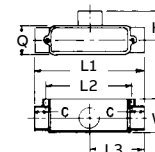


Type T

- Manchons non filetés
- Couvercles à fini texturé
- Garniture de mousse déjà en place

N° de cat.	Gros. nom. (po)	Qté/ Ctn std	Dim. types C (po)	Max. L1 (po)	Dim. types (po)			Max. (po)		Vol. (po³)
					L2	L3	H	Q	W	
E983D-CAR	½	10	1 ¹ / ₁₆	4 ¹¹ / ₁₆	3 ⁷ / ₃₂	2 ¹¹ / ₃₂	1 ⁵ / ₁₆	1 ¹¹ / ₃₂	1 ¹ / ₂	4,0
E983E	¾	15	2 ⁹ / ₃₂	6 ⁷ / ₈	5 ⁹ / ₃₂	4 ⁷ / ₁₆	1 ²⁵ / ₃₂	1 ³ / ₄	2 ¹ / ₃₂	12,0
E983F	1	20	2 ⁹ / ₃₂	6 ⁷ / ₈	5 ⁹ / ₃₂	3 ⁷ / ₁₆	1 ²⁵ / ₃₂	1 ³ / ₄	2 ¹ / ₃₂	12,0
E983G	1¼	10	1 ³ / ₃₂	8 ²¹ / ₃₂	6 ¹³ / ₃₂	4 ²¹ / ₆₄	2 ⁵ / ₁₆	2 ¹ / ₂	2 ³ / ₄	32,0
E983H	1½	4	1 ³ / ₃₂	8 ²¹ / ₃₂	6 ¹³ / ₃₂	4 ²¹ / ₆₄	2 ⁵ / ₁₆	2 ¹ / ₂	2 ³ / ₄	32,0
E983J	2	10	1 ⁵ / ₃₂	10 ⁵ / ₁₆	8 ¹³ / ₃₂	5 ⁵ / ₃₂	2 ⁹ / ₁₆	3 ⁵ / ₃₂	3 ¹⁵ / ₁₆	63,0

Schéma

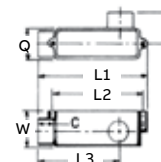


Type LR

- Manchons non filetés
- Couvercles à fini texturé
- Garniture de mousse déjà en place

N° de cat.	Gros. nom. (po)	Qté/ Ctn std	Dim. types C (po)	Max. L1 (po)	Dim. types (po)			Max. (po)		Vol. (po³)
					L2	L3	H	Q	W	
E985D-CAR	½	10	1 ¹ / ₁₆	4 ⁵ / ₁₆	3 ⁷ / ₃₂	3 ¹ / ₁₆	1 ⁵ / ₁₆	1 ¹¹ / ₃₂	1 ¹ / ₂	4,0
E985E-CAR	¾	10	2 ⁹ / ₃₂	6 ⁹ / ₃₂	5 ⁹ / ₃₂	4 ²⁵ / ₃₂	1 ²⁵ / ₃₂	1 ³ / ₄	2 ¹ / ₃₂	12,0
E985F-CAR	1	10	2 ⁹ / ₃₂	6 ⁹ / ₃₂	5 ⁹ / ₃₂	4 ²⁵ / ₃₂	1 ²⁵ / ₃₂	1 ³ / ₄	2 ¹ / ₃₂	12,0
E985G-CAR	1¼	5	1 ³ / ₃₂	7 ³¹ / ₃₂	6 ¹³ / ₃₂	6	2 ⁵ / ₁₆	2 ¹ / ₂	2 ³ / ₄	32,0
E985H-CAR	1½	5	1 ³ / ₃₂	7 ³¹ / ₃₂	6 ¹³ / ₃₂	6	2 ⁵ / ₁₆	2 ¹ / ₂	2 ³ / ₄	32,0
E985J-CAR	2	3	1 ⁵ / ₃₂	9 ⁹ / ₃₂	8 ¹³ / ₃₂	7 ¹ / ₄	2 ⁹ / ₁₆	3 ⁵ / ₃₂	3 ¹⁵ / ₃₂	63,0

Schéma



Boîtes de déviation

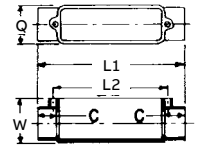


Type C

- Manchons non filetés
- Couvertles à fini texturé
- Garniture de mousse déjà en place

N° de cat.	Gros. nom. (po)	Qté/ Ctn std	Dim. types C (po)	Max. L1 (po)	Dim. types		Max. (po)		Vol. (po ³)
					L2 (po)	H	Q	W	
E987D-CTN	½	8	1 ¹ / ₁₆	4 ¹¹ / ₁₆	3½		1 ¹¹ / ₃₂	1½	4,0
E987E-CAR	¾	10	2 ⁹ / ₃₂	6 ⁷ / ₈	5 ³² / ₆₄		1¾	2 ¹ / ₃₂	12,0
E987F-CAR	1	10	2 ⁹ / ₃₂	6 ⁷ / ₈	5 ⁹ / ₃₂		1¾	2 ¹ / ₃₂	12,0
E987G-CAR	1¼	5	1 ³ / ₃₂	8 ²¹ / ₃₂	6 ¹³ / ₃₂		2½	2¾	32,0
E987H-CAR	1½	4	1 ³ / ₃₂	8 ²¹ / ₃₂	6 ¹³ / ₃₂		2½	2¾	32,0
E987J	2	15	1 ⁵ / ₃₂	10 ⁵ / ₁₆	8 ¹³ / ₃₂		3 ⁵ / ₃₂	3 ¹⁵ / ₃₂	63,0

Schéma



Type LL

- Manchons non filetés
- Couvertles à fini texturé
- Garniture de mousse déjà en place

N° de cat.	Gros. nom. (po)	Qté/Ctn std	Dim. types C (po)	Max. L1 (po)	Dim. types (po)			Max. (po)		Vol. (po ³)
					L2	L3	H	Q	W	
E984D-CAR	½	10	1 ¹ / ₁₆	4 ⁵ / ₁₆	3 ⁷ / ₃₂	3 ¹ / ₁₆	1 ¹ / ₁₆	1 ¹¹ / ₃₂	1½	4,0
E984E	¾	20	2 ⁹ / ₃₂	6 ⁹ / ₃₂	5 ⁹ / ₃₂	4 ²⁵ / ₃₂	1 ²⁵ / ₃₂	1¾	2 ¹ / ₃₂	12,0
E984F-CAR	1	10	2 ⁹ / ₃₂	6 ⁹ / ₃₂	5 ⁹ / ₃₂	4 ²⁵ / ₃₂	1 ²⁵ / ₃₂	1¾	2 ¹ / ₃₂	12,0
E984G	1¼	10	1 ³ / ₃₂	7 ³¹ / ₃₂	6 ¹³ / ₃₂	6	2 ⁵ / ₁₆	2½	2¾	32,0
E984H	1½	10	1 ³ / ₃₂	7 ³¹ / ₃₂	6 ¹³ / ₃₂	6	2 ⁵ / ₁₆	2½	2¾	32,0
E984J	2	10	1 ⁵ / ₃₂	9 ⁹ / ₃₂	8 ¹³ / ₃₂	7¼	2 ⁹ / ₁₆	3 ⁵ / ₃₂	3 ¹⁵ / ₃₂	63,0

Schéma

