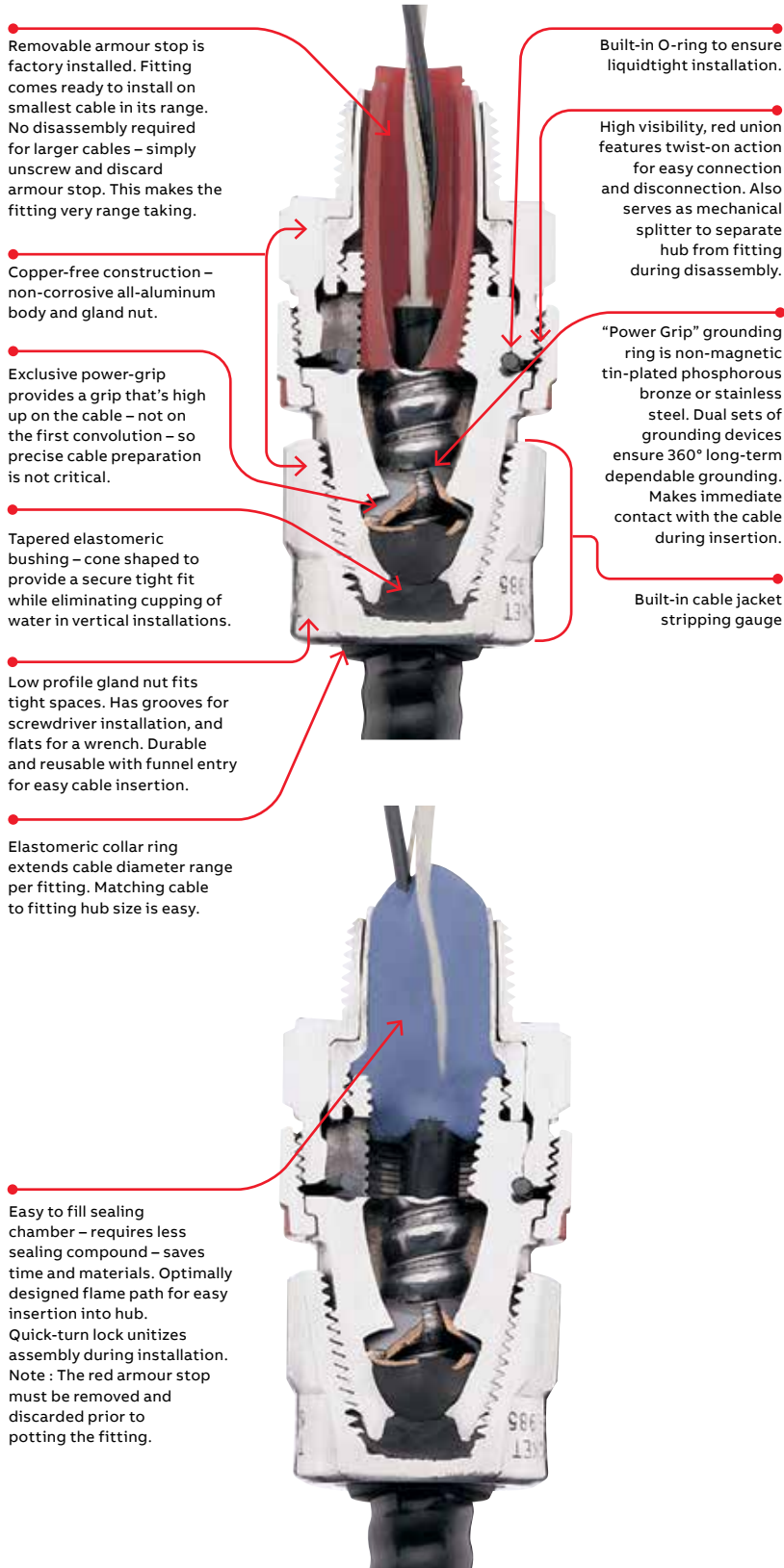


## Star Teck Extreme XP (STEX) hazardous location series fittings for Teck cable



### Suggested specifications for metal-clad cable or Teck cable fittings in hazardous locations:

1. All metal-clad cable fittings for jacketed and non-jacketed interlocked armour cable, continuous corrugated cable or Teck cable shall be approved by a nationally recognized testing laboratory, inspection agency or product evaluation organization.
2. Where corrugated-jacketed, metal-clad cable exposed to intermittent or continuous moisture is terminated into a threaded opening, the fitting shall be watertight type furnished with:
  - a. an elastomeric beveled bushing.
  - a funnel entry, splined gland nut.
  - a non-magnetic, tin-plated phosphorous bronze or stainless steel grounding device with dual grounding fingers.
  - a taper threaded hub.
  - a hexagonal body and gland nut as manufactured by ABB (aluminum series STEX075).
3. With single-conductor cable and/or in corrosive environments, aluminum connectors such as ABB series STE075 shall be installed.
4. In hazardous location applications, the fitting shall be of the integral seal type with metal-to-metal contact construction such as ABB Star Teck Extreme XP series. Sealing of multi-conductor or shielded cables shall be accomplished with a liquid-type polyurethane compound such as ABB series SC4-KIT-1. Putty-type sealing compound such as ABB series SC65 may be used for other applications.
5. The fitting must:
  - a. Provide an environmental seal around the outer jacket of the cable and electrically bond the fitting to the cable armour prior to potting the explosion-proof seal.
  - b. Allow the possibility of disconnection without disturbing the environmental seal, the electrical bonding or the explosion-proof seal.
6. All metal-clad cable fittings, for jacketed and non-jacketed interlocked armour cable, shall incorporate an easily removable armour stop (not requiring fitting disassembly), ensuring proper positioning of the cable armour during cable termination, such as ABB series STEX075.

## Star Teck Extreme XP (STEX) hazardous location series fittings for Teck cable

### Easy installation

- 01 Prepare cable
- 02 Install StarTeck Extreme XP on cable
- 03 Tighten gland nut
- 04 Remove armour stop
- 05 Pot cable using liquid or putty
- 06 Insert hub on enclosure
- 07 Insert cable and tighten red union
- 08 Clean, professional cable terminations on the broadest range of Teck cable diameters.



01



02



03



04



05



06



07



08

### Warning:

Always ensure that the system is de-energized before performing any installation.

## Star Teck Extreme XP (STEX) hazardous location series fittings for Teck cable



Star Teck Extreme fittings are designed to accommodate a broad range of cables and each hub range overlaps the adjacent hub range, thereby minimizing the possibility of mismatched cables and fittings in the field. They are available in hub sizes from ½ to 4 inches, and will handle outer jacket diameters from 0.525 to 3.870 inches.

Cat. no.	Hub size (in.)	Range over jacket (in.)		Range over armour (in.)		A1 Throat dia min. (in. w/ armour stop)	A2 throat dia. min. (in.) w/o armour stop	B* length (in.)	Max. O.D. (in.)	Compound C req'd (approx.) SC65/SC4-KIT-1 liquid (cc)
		Min.	Max.	Min.	Max.					
STX050-462	½	0.525	0.650	0.415	0.570	-***	0.400	2.500	1.630	5
STX050-464	½	0.600	0.760	0.490	0.680	-***	0.480	2.530	1.630	5
STEX075	¾	0.600	0.985	0.520	0.895	0.500	0.670	3.400	1.820	8
STEX100	1	0.860	1.205	0.780	1.125	0.645	0.825	3.580	2.300	16
STEX125	1¼	0.950	1.375	0.870	1.295	0.829	1.076	3.920	2.510	23
STEX150	1½	1.150	1.625	0.990	1.465	0.953	1.280	5.020	3.260	43
STEX200	2	1.440	1.965	1.280	1.805	1.245	1.565	5.120	3.620	72
STEX250	2½	1.825	2.375	1.665	2.215	1.630	2.000	5.170	4.580	147
STEX300	3	2.265	2.840	2.105	2.680	2.066	2.495	6.610	5.100	286
STEX350	3½	2.670	3.270	2.545	3.145	2.522	2.895	7.380	5.790	366
STEX400	4	3.220	3.870	3.090	3.640	3.060	3.520	7.650	6.190	614

\* Approximate dimension before installation.

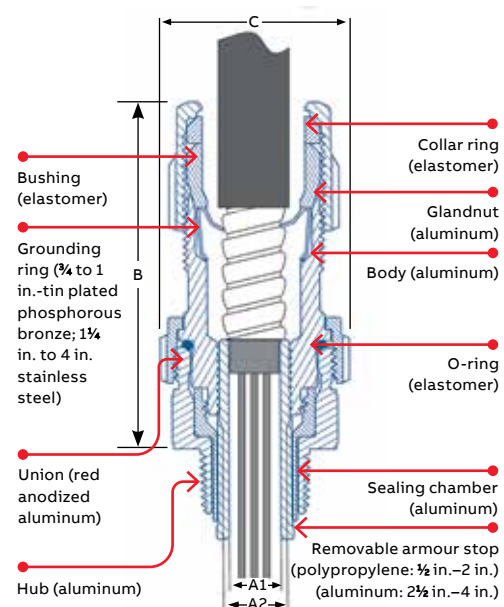
Note - Sealing compound not included. Order separately.

### Materials

- Aluminum: The above listed catalogue numbers relate to aluminum fittings.
- Steel: To order a steel fitting, add the suffix "S" to the catalogue number (example STEX050S).
- Minimum quantities may apply (consult your regional sales office).


### Certifications


- Type HLA. CSA Certified Class I, Divisions 1 and 2, Groups A, B, C and D; Class II, Divisions 1 and 2; Groups E, F and G; Class III, SL (integral seal); hub sizes ½ through 2½ inches - enclosure type 6P; hub sizes 3, 3½ and 4 inches - enclosure type 4. Complies with IEC requirements for Class I, Zones 1 and 2, Groups IIC, IIB and IIA.
- UL Listed for ½ through 2 inch hub sizes when used with putty or liquid type compound: Class 1, Division 2, Groups A, B, C and D; Class II, Divisions 1 and 2, Groups F and G; Class III and enclosure type 6P.
- UL Listed for 3½ and 4 when used with putty or liquid type compound: Class 1, Divisions 1 and 2, Groups B, C and D; Class II, Division 2, Groups F and G; Class III and enclosure type 4.



## Star Teck Extreme XP (STEX) hazardous location series fittings for Teck cable

### Sealing compounds

	Cat. no.	Description	Volume (cubic centimeter)
	SC4-KIT-1	Liquid-type sealing compound (includes pouch of sealing compound with integral spout and fiber damming material).	50

	Cat. no.	Description	Volume (cubic centimeter)
	SC65	Putty-type sealing compound (cut-to-length stick)	34

For more details, refer to the installation/instruction sheet.

**Suitable for use on cables with a maximum of four conductors (including ground).** We do not recommend SC65 for use with shielded cables. Quantity of compound required will vary according to cable conductor fill.

Note - ABB hazardous locations fittings with integral seals (STX, STEX and HLT series) are UL and CSA certified only when used with SC4-KIT-1 or SC65 sealing compounds. No other sealing compounds have been tested, certified or listed.