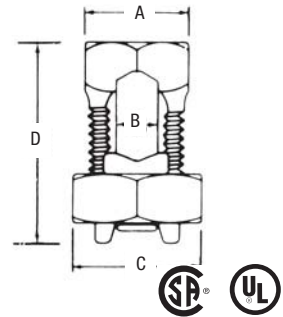


## Split Bolt Connectors

### For copper to copper connections Type H — High Strength Split Bolt Connectors

- Bolt and nut of high strength corrosion-resistant bronze alloy
- Pressure bar is copper through 40H; copper alloy is used for 350 kcmil and above
- Bolt and nut of hex design up to 350 kcmil
- CSA Certified and UL Listed



Cat. No.	Conductor Range (AWG or kcmil)		Dimensions (in.)			
	Range for equal Main and Tap	Min. Tap with one Max. Main	A	B	C	D
<b>9H</b>	10 str.—12 sol.	14 sol.	3/8	0.146	1/2	25/32
<b>8H</b>	8 str.—10 sol.	14 sol.	3/8	0.146	1/2	25/32
<b>8H3*</b>	8 str.—12 sol.	16 str.	3/8	0.146	1/2	29/32
<b>6H</b>	6 sol.—8 sol.	14 sol.	15/32	0.170	21/32	31/32
<b>6H3*</b>	6 sol.—10 sol.	16 str.	15/32	0.170	21/32	1-1/8
<b>4H</b>	4 sol.—8 sol.	14 sol.	17/32	0.235	23/32	1-1/16
<b>4H3*</b>	4 sol.—8 sol.	16 str.	17/32	0.235	23/32	1-9/32
<b>3H</b>	3 sol.—8 sol.	16 str.	17/32	0.235	23/32	1-1/16
<b>3H3*</b>	4 str.—8 sol.	16 str.	17/32	0.235	23/32	1-9/32
<b>2H</b>	2 sol.—6 sol.	14 sol.	19/32	0.271	25/32	1-1/4
<b>2H3*</b>	2 sol.—6 sol.	14 sol.	19/32	0.271	25/32	1-15/32
<b>1H</b>	2 str.—6 sol.	14 sol.	11/16	0.330	7/8	1-11/32
<b>1H3**</b>	2 str.—6 sol.	14 sol.	11/16	0.330	7/8	1-5/8
<b>10H</b>	1/0 str.—4 sol.	14 sol.	3/4	0.385	15/16	1-19/32
<b>20H</b>	2/0 str.—2 sol.	14 sol.	7/8	0.443	1-1/16	1-13/16
<b>30H</b>	4/0 str.—2 sol.	6 sol.	1	0.580	1-5/16	2-5/32
<b>40H</b>	250 kcmil—1 str.	8 sol.	1	0.580	1-5/16	2-5/32
<b>350M</b>	350 kcmil—250 kcmil	1/0 str.	1-5/16	0.717	1-21/32	2-11/16
<b>500M</b>	500 kcmil—400 kcmil	2/0 str.	1-1/2	0.842	1-7/8	3-1/32
<b>750M</b>	750 kcmil—600 kcmil	4/0 str.	1-15/16	1.029	2-1/4	3-21/32
<b>1000M</b>	1000 kcmil—800 kcmil	4/0 str.	2-1/4	1.185	2-17/32	4-1/32

\* Will accommodate 3 wires of maximum size.

\*\* Will accommodate 3 #2 str. wires.

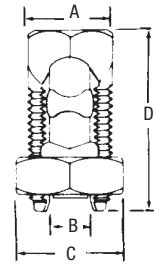
U.L. recognizes solid and stranded conductor configurations for sizes #8 and smaller and stranded configurations only for sizes #6 and larger.

## Split Bolt Connectors

For use on copper, aluminum and ACSR conductors

### Type HPS — Plated Split-Bolt Connectors with Spacer

- Most connectors are CSA Certified and U.L. Listed for copper conductors only
- Bolt and pressure bar of copper alloy completely tin plated
- Contoured spacer of electrolytic copper up through 4/0; bronze alloy 350 kcmil and above, all tin plated
- Blackburn Contax recommended when used on aluminum conductors



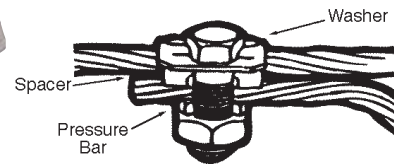
Cat. No.	Conductor Range (AWG or kcmil)			Dimensions (in.)			
	Range for equal Main and Tap	Range for equal Main and Tap	Min. Tap with One Max. Main	A	B	C	D
9HPS	–	10 str.–12 sol.	12 sol.	3/8	0.146	1/2	29/32
8HPS	–	8 str.–12 sol.	12 sol.	3/8	0.146	1/2	29/32
6HPS	8	6 str.–12 sol.	12 sol.	15/32	0.170	21/32	1-1/8
4HPS	6–8	4 sol.–12 sol.	12 sol.	17/32	0.235	23/32	1-9/32
2HPS	4–8	2 sol.–8 sol.	8 sol.	19/32	0.274	25/32	1-15/32
1HPS	2–8	1 str.–8 sol.	8 sol.	11/16	0.330	7/8	1-5/8
10HPS	1–6	1/0 str.–6 sol.	6 sol.	3/4	0.385	15/16	1-13/16
20HPS	1/0–6	2/0 str.–6 sol.	6 sol.	7/8	0.443	1-1/16	2-1/16
40HPS	4/0–4	4/0 str.–4 sol.	4 sol.	1	0.580	1-5/16	2-15/32
350HPS	266.8–1/0	350 kcmil–1/0 str.	2 sol.	1-5/16	0.717	1-21/32	2-11/16
500HPS*	397.5–1/0	500 kcmil–1/0 str.	1/0 str.	1-1/2	0.842	1-7/8	3-1/32
750HPS*	666.6–4/0	750 kcmil–4/0 str.	2/0 str.	1-15/16	1.029	2-1/4	3-21/32
1000HPS*	900–477	1000 kcmil–500 kcmil	4/0 str.	2-1/4	1.185	2-17/32	4-1/32

\* CSA non applicable U.L. 486A.

For use on combinations of copper, aluminum and ACSR conductors

### Type HPW — Plated Split-Bolt Connectors with spacer and washer

- Bolt and pressure bar of high strength copper alloy completely tin plated; spacer and washer of electrolytic copper up through 4/0; bronze alloy 350 kcmil and above, all tin plated
- Contoured spacer and bell mouth washer distribute pressure over large area of conductor
- Large contoured spacer provides wide separation between copper and aluminum conductors
- Blackburn Contax recommended when used with aluminum conductors
- CSA Certified and UL Listed



Cat. No.	Conductor Range (AWG or kcmil)			Dimensions (in.)			
	Range for equal Main and Tap	Range for equal Main and Tap	Min. Tap with One Max. Main	A	B	C	D
6HPW	8	6 sol.–12 sol.	12 sol.	15/32	0.170	21/32	1-1/8
4HPW	6–8	4 sol.–12 sol.	12 sol.	17/32	0.235	23/32	1-9/32
2HPW	4–8	2 sol.–8 sol.	8 sol.	19/32	0.271	25/32	1-15/32
1HPW	2–8	1 str.–8 sol.	8 sol.	11/16	0.330	7/8	1-5/8
10HPW	1–6	1/0 str.–6 sol.	6 sol.	3/4	0.385	15/16	1-13/16
20HPW	1/0–6	2/0 str.–6 sol.	6 sol.	7/8	0.443	1-1/16	2-1/16
40HPW*	4/0–4	4/0 str.–4 sol.	4 sol.	1	0.580	1-5/16	2-15/32

\* CSA non applicable.

## Split Bolt Connectors

Mechanical and Accessories

Accommodate all aluminum and copper conductor combinations

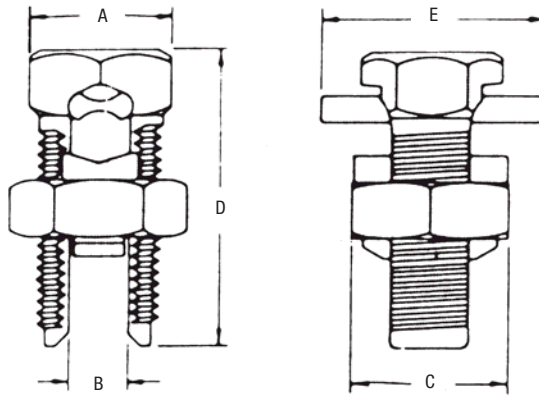
### Type APS — Aluminum Dual-Rated Split Bolts

- 6 bolts cover the range from #10 to 4/0 AWG
- Can be installed with standard wrenches
- Corrosion resistant tin plated aluminum
- CSA Certified and UL Listed to 90°C 600V



Cat. No.	Conductor Range (AWG or kcmil)	Dimensions (in.)				
	Range for equal Main and Tap	A	B	C	D	E
<b>APS06</b>	6–10 str.	17/32	0.21	23/32	1.27	1-1/4
<b>APS04</b>	4–10 str.	19/32	0.27	25/32	1.48	1-1/4
<b>APS02</b>	2–8 str.	11/16	0.33	7/8	1.63	1-1/4
<b>APS11</b>	1/0–4 str.	7/8	0.44	1-1/8	2.07	1-1/2
<b>APS21</b>	2/0–4 str.	7/8	0.44	1-1/8	2.07	1-1/2
<b>APS41</b>	4/0–2 str.	1	0.57	1-1/4	2.47	1-23/32
<b>APS350*</b>	350 kcmil–4 str.	1-7/16	0.70	1-11/16	3.36	2-1/4
<b>APS500*</b>	500 kcmil–2 str.	1-11/16	0.84	2	3.62	2-5/8

\* Square head design CSA non applicable.



## Split Bolt Connectors

For all aluminum applications

### Type AAW — Aluminum Split Bolt Connectors with Spacer and Washers

- Bolt, nut, pressure bar and contoured spacer of aluminum alloy
- Large contoured spacer gives wide separation
- Nut anodized to prevent thread galling
- Blackburn Contax recommended when used on aluminum conductors



Cat. No.	Conductor Range (AWG or kcmil)			Dimensions (in.)			
	Range for equal Main and Tap	Range for equal Main and Tap	Min. Tap with One Max. Main	A	B	C	D
	ACSR	Aluminum					
<b>6AAW</b>	6-8	4 sol.-8 sol.	10 sol.	17/32	0.236	23/32	1-9/32
<b>4AAW</b>	4-8	2 sol.-8 sol.	8 sol.	19/32	0.272	25/32	1-15/32
<b>2AAW</b>	2-8	1 str.-8 sol.	8 sol.	11/16	0.330	7/8	1-5/8
<b>1AAW</b>	1-4	1/0 str.-8 sol.	4 sol.	7/8	0.443	1-1/8	2-1/16
<b>10AAW</b>	1/0-4	2/0 str.-8 sol.	4 sol.	7/8	0.443	1-1/8	2-1/16
<b>40AAW</b>	4/0-4	4/0 str.-4 sol.	4 sol.	1	0.580	1-1/4	2-15/32

