

**Mechanical Connectors and Accessories — Quick Reference**

**Mechanical  
and Accessories  
Quick Reference**

**Type H, HPS, HPW**



Copper Split Bolt  
Connectors

pp. 6-7


**Type APS, AAW**



Aluminum Split Bolt  
Connectors

pp. 8-9

**Type SP**



Service Post  
Connectors

pp. 10-11

**Type IPC**



Insulator Piercing  
Connectors

p. 12

**Type 2B, 2BX, 2BW**



Two-Bolt  
Connectors

pp. 13-14

**AMT**



AMT  
Connectors

pp. 15-19

**Type PDS**



Power Distribution  
Blocks

pp. 20-21

**Type L, TL**



Copper Mechanical  
Connectors

pp. 22-23

**Type S**




Copper Splice  
Connectors

p. 23

## Mechanical Connectors and Accessories — Quick Reference

### Type STC, BTC



Copper Mechanical Connectors  
p. 24

### Type ADR, ASL



One, Two, Three and four Conductor-Dual-Rated mechanical connectors  
pp. 25–32

### Type ASR




Splice Reducer  
p. 33

### Type BX



Rectangular Connectors  
pp. 33–34

### Type BB, HN, SW



Silicon Bronze Hardware  
p. 35

### Type BW, FW



Washers  
p. 36