

TECK CABLE FITTINGS

Star Teck® (ST) – Series Fittings for Teck and ACWU Cable




Easy Installation



1. Prepare cable



2. Insert cable



3. Tighten gland nut

Warning: Always ensure that the system is de-energized before performing any installation.

Inside StarTeck®

Materials and Finishes

Available in a broad range of materials and finishes. Aluminum, steel, stainless steel, PVC coated.

Easy Installation and Dependable Grounding


Exclusive power-grip. Provides a grip that's high up on the cable—not on the first convolution—so precise cable preparation is not critical.

Dependable Grounding

Power-Grip grounding ring is non-magnetic stainless steel. Provides 360° long-term dependable grounding. It makes immediate contact with the cable.

Dependable Service

Stainless steel retaining ring. Withstands corrosive environments. Non-magnetic.



Built-in O-Ring
provides 360° seal even when enclosure surface is rough or uneven.

Sharp Biting Teeth
provide superior electrical bonding and allow corrosive liquids to drain away quickly.

Watertight
Tapered bushing. Cone shaped to provide a secure, tight fit while eliminating cupping or water in vertical installations.

Easy to Install in Tight Spaces
Low profile gland nut fits tight spaces. Has grooves for screwdriver installation, and flats for a wrench. Durable and reusable with funnel entry for easy cable insertion.

Suggested specifications for metal-clad cable or teck cable fittings in hazardous locations:

1. All metal-clad cable fittings for jacketed and non-jacketed interlocked armor cable, continuous corrugated cable or teck cable shall be approved by a nationally recognized testing laboratory, inspection agency or product evaluation organization.
2. Where corrugated-jacketed, metal-clad cable exposed to intermittent or continuous moisture is terminated into a threaded opening, the fitting shall be watertight type furnished with:
 - a. an elastomeric beveled bushing.
 - b. a funnel entry, splined gland nut.
 - c. a non-magnetic, stainless steel grounding device with dual grounding action.
 - d. a taper threaded hub.
 - e. a hexagonal body and gland nut as manufactured by Thomas & Betts (aluminum series ST050-464).
3. Where cable is terminated into a threadless opening, a suitable moisture resistant elastomeric gasket as manufactured by Thomas & Betts, series 5262, shall be provided between the outside enclosure and fitting shoulder.
4. With single conductor cable and/or in corrosive environments, aluminum fittings such as Thomas & Betts series ST050-464 shall be installed. Where explosion-proof or dust-ignition-proof boxes are required by the code, StarTeck® fittings must be used in conjunction with an approved sealing fitting.

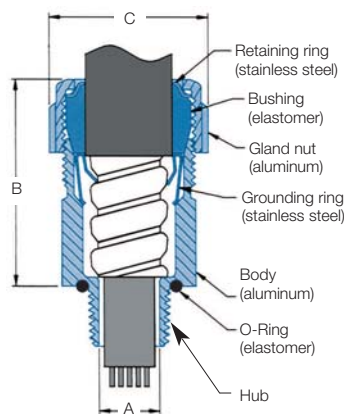
TECK CABLE FITTINGS

Star Teck® (ST) – Series Fittings for Teck and ACWU Cable



StarTeck® (ST) Series

Star Teck® cable fittings are designed to accommodate a broad range of cables, thereby minimizing the possibility of mismatched cables and fittings in the field. They are available in hub sizes from 1/2 to 4 inches, and will handle outer jacket diameters from 0.525 to 4.340 inches.



Cat. No.	Hub Size N.P.T.	Range Over Jacket (in.)		Dimensions (in.)		
		min.	max.	A	B*	C
ST038-461S†	3/8	0.344	0.535	0.344	2.020	0.995
ST050-462	1/2	0.525	0.650	0.390	2.020	1.224
ST050-464	1/2	0.600	0.760	0.480	2.020	1.363
ST050-465	1/2	0.725	0.885	0.607	2.133	1.633
ST050-466	1/2	0.825	0.985	0.607	2.133	1.633
ST075-467	3/4	0.880	1.065	0.809	2.450	2.080
ST075-468	3/4	1.025	1.205	0.809	2.450	2.080
ST100-469	1	1.187	1.375	1.034	2.601	2.230
ST125-470	1-1/4	1.350	1.625	1.177	3.282	2.824
ST125-550	1-1/4	1.500	1.625	1.365	3.282	2.824
ST125-471	1-1/4	1.600	1.875	1.365	3.282	2.824
ST150-472	1-1/2	1.700	1.965	1.552	3.620	3.260
ST150-473	1-1/2	1.900	2.187	1.595	3.620	3.260
ST200-551	2	1.900	2.187	1.710	3.640	3.620
ST200-474	2	2.100	2.375	1.990	3.640	3.620
ST200-475	2	2.300	2.565	2.052	3.640	4.020
ST200-476	2	2.500	2.750	2.052	3.640	4.020
ST250-477	2-1/2	2.380	2.640	2.255	4.700	4.750
ST250-478	2-1/2	2.580	2.840	2.455	4.700	4.750
ST300-479	3	2.790	3.060	2.655	4.700	5.050
ST300-480	3	3.000	3.270	2.885	4.790	5.480
ST300-481	3	3.210	3.480	3.057	4.790	5.480
ST350-482	3-1/2	3.420	3.690	3.285	4.790	5.980
ST350-483	3-1/2	3.610	3.870	3.455	4.790	5.980
ST400-484	4	3.810	4.030	3.625	4.840	6.435
ST400-485	4	3.965	4.185	3.770	4.840	6.435
ST400-486	4	4.120	4.340	3.935	4.840	6.435

* Approximate dimension before installation.

† Only available in steel

Materials

Aluminum: The above listed catalogue numbers relate to aluminum fittings. The body and gland nut on hub sizes 1/2 to 1 inch are machined from copper-free bar stock and 1-1/4 to 4 inches are made of cast copper-free aluminum.

Steel: To order a steel or malleable iron fitting, add the suffix "S" to the catalogue number (example ST050-464S). The body and gland nut on hub sizes 1/2 to 1 inch are made of steel and 1-1/4 to 4 inches are made of malleable iron. Plating is electro-deposited zinc.

Stainless Steel: To order a 316 stainless steel fitting, add the suffix "SS" to the catalogue number (example ST050-464SS). Only available for 1/2 thru 1 inch hub sizes.

PVC-Coated Aluminum and Steel: To order, add the suffix "PVC" to the catalogue number (example ST050-464PVC or ST050-464SPVC).

Note - When using fittings on single conductor cable, aluminum fittings and aluminum locknuts must be used.

Certifications

Type HLA. CSA Certified Class II, Divisions 1 and 2, Groups E, F, and G; Class III and Enclosure Type 4, Type 4X, Classes I, II and III. These fittings are suitable for Class I hazardous locations when used in combination with a certified Class I hazardous location sealing fitting. CSA File No. LR-23086.

Complies with IEC requirements for Class I, Zones 1 and 2, when used in combination with a certified Class I hazardous location sealing fitting.

U.L. Listed Class I, Division 2; Class II, Division 2 and Class III. Meets sealing requirements for types 4 and 6 enclosures. File no. E-38947. PVC-coated fittings are only approved for ordinary location areas (OLA).