

# T&B Conduit Fittings

## Electrical Metallic Tubing (EMT) Fittings

### Specifications—Electrical Metallic Tubing (EMT)

#### Ref. CEC Rule 12-1400 not exceeding 750 Volts

Electrical Metallic Tubing (EMT) is similar to rigid steel conduit but is much lighter, weighing approximately 40 percent as much as rigid steel conduit of the same nominal size. EMT can be used for both exposed or concealed work provided that, during installation or afterwards, it is not subjected to severe physical damage. Use of EMT is restricted to systems not exceeding 600 volts and to non-hazardous locations except for Class II Division 2, acceptable in Class III Division 1 and Division 2 per CEC Rule 18-302 (1).

Galvanized Steel EMT installed in concrete, on grade or above, generally requires no supplementary corrosion protection. However, when installed in concrete below grade level and in contact with soil or cinders, supplementary corrosion protection consisting of a protective coating of bitumastic or asphalt base paint or plastic is generally applied. EMT run in or under permanently moist cinder fill must be encased in at least two inches of cinder-free concrete unless the conduit is at least 18 inches below the fill.

Aluminum EMT cannot be directly embedded in concrete containing soluble chlorides such as calcium chloride, unwashed beach sand, sea water or coral bearing aggregates. When adequately treated with a protective coating of bitumastic or asphalt base paint or plastic coating, the raceway can be installed in concrete containing chlorides.

In wet locations where walls are frequently washed or where there are surfaces

of absorbent material, the entire wiring system, including boxes, fittings, conduits and cables, must be supported such that there is at least 1/4 inch air space between it and the supporting surface.

Fittings and couplings are required to be of concretetight type when embedded in masonry or concrete or in dry locations and of the raintight type when installed in wet locations (CEC Rule 12-1410).

Where No. 4 or larger underground conductors enter or leave a conduit, an insulating bushing with a smooth well-rounded insulating surface must be provided to protect conductors unless the terminating fitting is equipped with an insulated throat, firmly secured in place providing equivalent protection. The insulating bushing or insulating material must have a temperature rating of not less than the insulation temperature rating of installed conductors.

CEC Rule 12-3022 requires that the raceways be metallically joined together into a continuous electric conductor and must be mechanically connected to all boxes, fittings and cabinets as to provide effective electrical continuity.

EMT is not permitted to be threaded. Cut ends of tubing are required to be reamed. Code requires that EMT be adequately supported and restricts bends in one run to the equivalent of four quarters or 360 degrees total.

Portions of this section reprinted by permission from the Canadian Electrical Code 2002 Part I.

For further details and complete information please refer to the following:

1. NEC Article 358...Electrical Metallic Tubing
2. ANSI C80.3...Electrical Metallic Tubing, Zinc Coated
3. ANSI C33.98, U.L.797...Standards for Safety, Electrical Metallic Tubing
4. ANSI C80.4...Fittings for Rigid Metal Conduit and Electrical Metallic Tubing
5. U.L. 514, ANSI C33.8...Standards for Safety, Outlet Boxes and Fittings
6. WW-C-563...Conduit, Metal, Rigid, and Bend and Elbow, Electrical Conduit, Thinwall Type (EMT)
7. W-F-408...Fittings for Conduit, Metal, Rigid, (Thickwall & Thinwall (EMT) Type)
8. NEMA FB-1...Standards Publication, Fittings and Supports for Conduit & Cable Assemblies
9. CEC Section 12-1400...Electrical Metallic Tubing
10. CSA C22.2 No. 83...Safety Standards for Electrical Metallic Tubing
11. CSA C22.2 No. 18...Safety Standards for Outlet Boxes, Conduit Boxes and Fittings

#### Please Note

The excerpts and other material herein, whether relating to the Canadian Electrical Code 2002 Part I, the Underwriters Laboratories, Inc. listing, to industry practice or otherwise, is not intended to provide all relevant information required for use and installation. Reference to original or primary source material and data is mandatory before any application or use is made of the product.

# T&B Conduit Fittings

## Electrical Metallic Tubing (EMT) Fittings

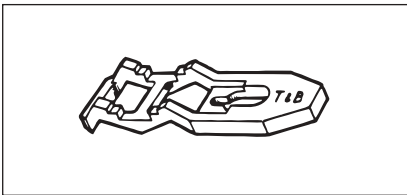
### Suggested Specifications for Electrical Metallic Tubing (EMT) Fittings



**Series 5123 Insulated  
EMT Fitting (Raintight)  
(Compression Type)**



**Series 5120  
EMT Coupling (Raintight)  
(Compression Type)**



**Series 1350 Pipe Spacers**



**Series 106  
Bonding Locknut**



**Series 4176  
Pipe Straps**

- Ferrous Electrical Metallic Tubing (EMT) shall be of the hot dipped galvanized type conforming to applicable specifications WW-563/ANSI C33.98/ANSI C80.3/U.L. 797/CSA C22.2 No. 83. EMT protected solely by enamel shall not be used.
- Where lengths of EMT are coupled together or connected to boxes or enclosures or where EMT is coupled to threaded rigid metal conduit or IMC, fittings approved for intended applications shall be used, and:
  - (1) Shall be of rugged steel/malleable iron construction electro-zinc plated inside/outside including threads. Fitting throat shall be bushed with a nylon insulator.
  - (2) Shall be of raintight type for installations exposed to weather or wet locations such as Thomas & Betts series 5123, 5120 and 530. Raintight type fittings may be substituted for concretetight application.
- Where electrical metallic tubing and associated fittings are used as part of equipment grounding system:
  - (1) A bonding type locknut such as Thomas & Betts series 106 shall be installed where hub type fitting terminates into a threadless opening
  - (2) Compression ring type fittings such as Thomas & Betts series 5123 and 5120 shall be used for terminating and coupling.
- EMT shall be securely fastened in place at intervals as specified by the code using straps, hangers and other supporting assemblies as indicated on plans, and as manufactured by Thomas & Betts, series 4176 straps. In wet locations or where supporting surfaces are of absorbent materials vertical and horizontal runs of conduit shall be firmly supported such that there is at least 1/4" air space between conduit and supporting surface
- Spacers and supporting straps shall be of rugged malleable iron or steel construction, hot dipped galvanized, and conforming to requirements of Canadian Standards Association Standard C22.2 No. 18 as manufactured by Thomas & Betts, series 4176 straps and series 1350 spacers.

# T&B Conduit Fittings

## Electrical Metallic Tubing (EMT) Fittings

### Specifications—Fittings for Electrical Metallic Tubing (EMT) Compression Type, Raintight



5123 Series\*



5120 Series

\* 4230 Series—90° Fittings

#### Application

- To connect and effectively bond electrical metallic tubing to a box or an enclosure.
- To provide a raintight connection between tubing and the fitting.
- To couple ends of tubing.

#### Features

- Rugged all steel construction.
- Rings designed to positively bond conduit to fitting; unique locknut design provides effective bond between fitting and box or enclosure; ground continuity is assured.
- Nylon insulator firmly secured in place—protects conductors, reduces wire pulling effort and prevents thread damage in handling.
- Locknuts are designed with extended reach to lock fitting on to a thin box or an enclosure.
- Locknuts tighten without deformation; will not vibrate loose.

#### Standard Material

All Steel except Insulator.  
Insulator Thermoplastic, U.L.  
Rated 105°C

#### Standard Finish

All Steel Parts Electro Zinc Plated  
& Chromate Coated  
Insulator As Molded

#### Range

- Conduit Size 1/2" thru 2"
- Hub Size 1/2" thru 2" NPS  
Hubs provided with straight pipe threads NPS.

#### Conformity

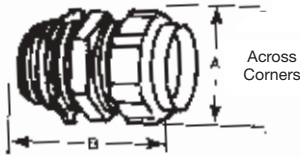
U.L. 514  
CSA 22.2 No. 18  
ANSI C33.84  
NFPA 70-2002 (ANSI)  
NEMA FB-1  
Federal Specification W-F-408  
Federal Standard H-28 (Threads)

# T&B Conduit Fittings

## EMT Fittings



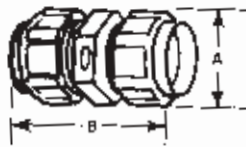
### EMT Fittings—Nylon Insulated



Cat. No.	Size	Dimensions (in.)	
		A	B
5123	1/2"	1-3/64	1-21/32
5223	3/4"	1-21/64	1-27/32
5323	1"	1-11/16	1-7/8
5423	1-1/4"	2-1/16	2-11/32
5523	1-1/2"	2-5/16	2-23/32
5623	2"	2-25/32	2-13/16

U.L. Listed and CSA Certified raintight.

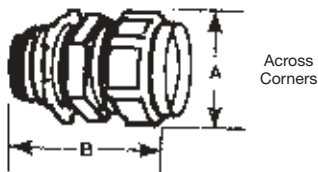
### EMT Couplings



Cat. No.	Size	Dimensions (in.)	
		A	B
5120	1/2"	1-1/16	1-27/32
5220	3/4"	1-5/16	2-1/8
5320	1"	1-11/16	2-1/8
5420	1-1/4"	2-1/16	2-29/32
5520	1-1/2"	2-5/16	3-1/16
5620	2"	2-3/4	3-7/32

U.L. Listed and CSA Certified raintight.

### EMT Fittings



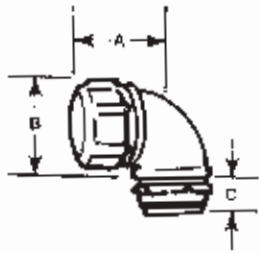
Cat. No.	Size	Dimensions (in.)	
		A	B
5121-TB	1/2"	1-1/16	1-9/16
5221	3/4"	1-5/16	1-21/32
5321	1"	1-11/16	1-3/4
5421	1-1/4"	2-1/16	1-11/32
5521-TB	1-1/2"	2-5/16	2-9/16
5621	2"	2-3/4	2-3/4

U.L. Listed and CSA Certified raintight.

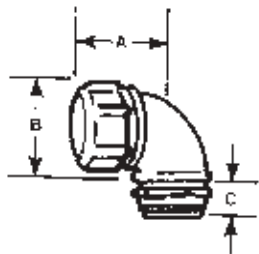
T&B E.M.T. (thinwall) fittings comply with Federal Spec. WF408B.

# T&B Conduit Fittings

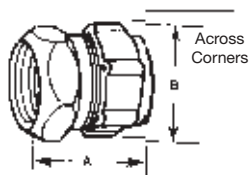
## EMT Fittings



Ideal for cramped locations or tight corners where large radius conduit elbows will not fit or would appear unworkmanlike. Shoulders on body of 1/2" size are hex-shaped to provide positive holding for standard installation tools. Use insulated type for simple, and safe, installations. Malleable iron. CSA rated 105°C.



Ideal for cramped locations or tight corners where large radius conduit elbows will not fit or would appear unworkmanlike. Shoulders on body of 1/2" size are hex-shaped to provide positive holding for standard installation tools.



For connecting EMT to threaded rigid and intermediate metal conduit.

### Short Elbows—Insulated



Cat. No.	Size	Dimension (in.)		
		A	B	C
4240	1/2"	1-7/8	1-1/8	11/16
4241-TB	1/2"	1-11/16	1-3/8	1/2
4242	1"	1-7/8	1-5/8	5/8
4243-TB	1-1/4"	2-3/4	2-5/16	11/16
4244	1-1/2"	3-1/16	2-5/8	11/16
4245	2"	3-3/8	3-7/32	3/4

U.L. Listed and CSA Certified raintight.

### Short Elbows Malleable Iron



Cat. No.	Size	Dimension (in.)		
		A	B	C
4230	1/2"	1-7/16	1-9/32	7/16
4231	3/4"	1-11/16	1-19/32	1/2
4232	1"	1-7/8	1-27/32	5/8
4233	1-1/4"	2-3/4	2-15/32	11/16
4234	1-1/2"	3-1/16	2-3/4	11/16
4235	2"	3-3/8	3-5/16	11/16

U.L. Listed and CSA Certified raintight.

### Combination Coupling—Steel



Cat. No.	Size	Dimension (in.)	
		A	B
530-TB	1/2"	1-3/8	1-1/16
531	3/4"	1-1/2	1-11/32
532	1"	1-19/32	1-21/32

U.L. Listed and CSA Certified raintight.

# T&B Conduit Fittings

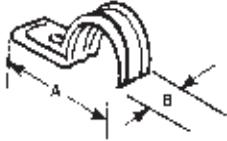
## EMT Fittings



### Pipe Straps—Steel



Oval Hole for Screw Size (C)



Elongated bolt hole makes alignment easy, even when holes in mounting surface are out of alignment. Snap on features hold strap in place.

Cat. No.	Size	Dimensions (in.)		
		A	B	C (Bolt Hole)
4159C	1/2"	1-27/32	3/4	1/4
4160C	3/4"	2-1/32	3/4	1/4
4161C	1"	2-11/32	3/4	1/4
4162*	1-1/4"	2-7/8	3/4	1/4
4163*	1-1/2"	3-11/16	1-1/4	11/32
4164*	2"	4-1/16	1-1/8	13/32

Not U.L. Listed

\*Not CSA

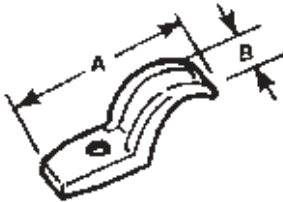
Conform to CEC 12-1404



### Pipe Straps—Malleable Iron



Oval Hole for Screw Size (C)



Designed to fit each size of conduit snugly. High reinforcing ribs on each side increase strength, reduce weight. Hot dipped galvanized finish.

Cat. No.	Size	Dimensions (in.)		
		A	B	C (Bolt Hole)
4176	1/2"	2-5/32	2-1/32	1/4
4177	3/4"	2-9/16	1-1/16	1/4
4178	1"	3	3/4	1/4
4179	1-1/4"	3-3/4	1-3/16	5/16
4180	1-1/2"	4-3/16	1-5/16	3/8
4181	2"	5-3/16	1-1/8	7/16
1282*	2-1/2"	5-15/16	1-1/2	1/2
1283*	3	6-11/16	1-5/8	1/2
1284*	3-1/2	7-19/32	1-3/4	5/8
1285*	4"	8-5/16	1-7/8	5/8

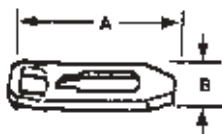
Not U.L. Listed.

\*Not CSA

Conforms to CEC 12-1404



### Pipe Spacers



Used with T&B conduit straps to permit space between conduit and mounting surface. Eliminates need for costly offset-bending conduit and possible corrosive moisture traps when conduit is mounted directly to a surface. Malleable iron. Hot-dipped galvanized finish, pre-mountable and stackable to eliminate offsetting.

Cat. No.	Size	Dimensions (in.)	
		A	B
1350	1/2", 3/4", 1"	3"	7/8"
1351	1-1/4", 1-1/2", 2"	5"	1-3/16"
1352	2-1/2", 3"	9-9/16"	1-3/4"
1353	3-1/2", 4"	7-9/16"	2"
1354	4-1/2", 5", 6"	10-9/16"	2-9/16"

Conforms to CEC 12-102 (5).