

T&B Conduit Fittings

Rigid and Intermediate Metal Conduit Fittings



THE T&B® Hub

Never before has a single hub fit like this one. Designed for unequalled performance. The innovative engineering of the T&B® Hub will, quite simply, raise your performance expectations for threaded hubs. The revolution in hub design is here, and the fate of our competition is sealed.

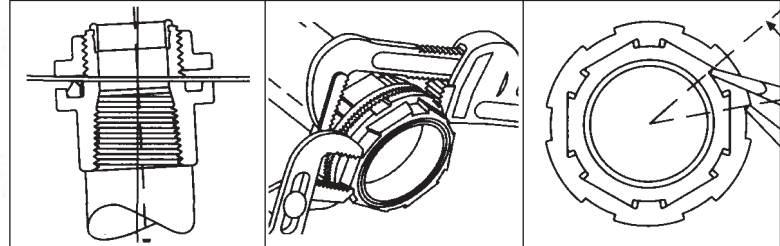
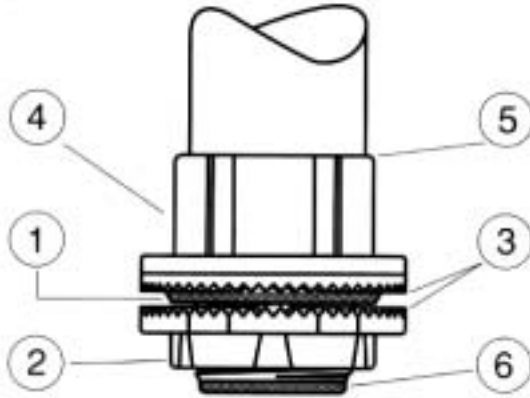


Figure 1

Figure 2

Figure 3

1. Sealing ring and groove with innovative profile outperforms standard 'O' ring design. Sealing ring is captive before installation and resists buckling or slipping during installation. The seal groove is designed for optimum compression of the sealing ring. The sealing ring is designed to provide a complete 360° seal, even when the conduit is not perpendicular with the enclosure. (See Figure 1)

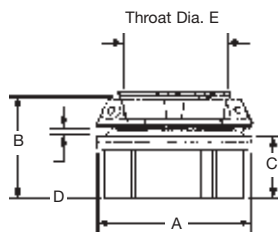
2. Locknut design with peripheral slots and a hexagonal/angled spline spaced every 30° enables easy application of torque with wrench or hammer and screwdriver. (See Figures 2 & 3)

3. Sharper and deeper teeth on locknut and body designed for a more penetrating bite for improved bonding to the enclosure.

4. Hexagonal / splined body design for fast, easy installation with wrench or hammer and screwdriver.

5. Precision machined tapered threads designed to create water-tight union.

6. Insulated throat molded from 105°C rated thermoplastic with a flammability rating of 94 V-0.



T&B® Hub

Cat. No.	Trade Size (in.)	Dia.			Max. Panel Thickness D	Throat Dia. E
		A	B	C		
H050-TB	1/2	1-7/16	1-9/16	7/8	3/16	19/32
H075-TB	3/4	1-21/32	1-19/32	29/32	3/16	25/32
H100-TB	1	2	1-13/16	1-1/16	1/4	1
H125-TB	1-1/4	2-3/8	1-7/8	1-1/16	1/4	1-5/16
H150-TB	1-1/2	2-3/4	1-7/8	1-1/16	1/4	1-17/32
H200-TB	2	3-1/4	1-15/16	1-5/32	1/4	1-31/32
H250-TB	2-1/2	3-3/4	2-9/16	1-9/16	1/4	2-13/32
H300-TB	3	4-3/8	2-21/32	1-19/32	1/4	2-31/32
H350-TB	3-1/2	5	2-23/32	1-5/8	1/4	3-13/32
H400-TB	4	5-1/2	2-23/32	1-5/8	1/4	3-7/8
H500-TB	5	6-7/8	3-1/32	1-15/16	1/4	4-15/16
H600-TB	6	7-11/16	3-5/32	2	1/4	6

Material – Hub and Locknut: zinc or copper free aluminum

Insulating Throat: thermoplastic temp. rating – 105°C, Flammability Rating: – 94V-0

Sealing Ring: Nitrile (BUNA "N")

For Aluminum Hubs add suffix **A** (i.e. H050A). For Chrome Plated Hubs add suffix **CP** (i.e. H050CP). Meets NEMA sealing requirements for NEMA 3R, 4 & 13 enclosures.

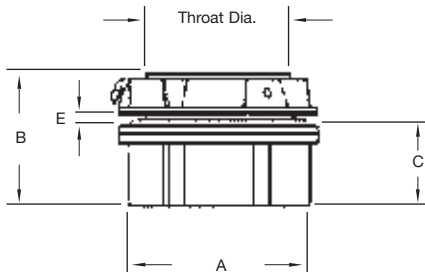
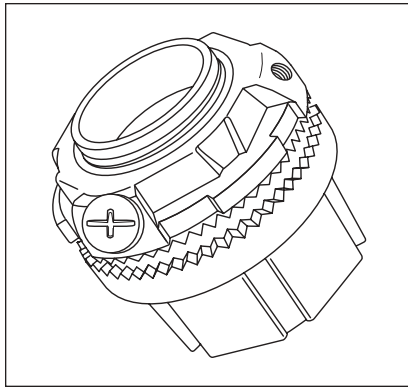
U.L. Listed and CSA Certified. CSA Certified for hazardous locations Class II Groups E, F, G Class III. Chrome Plated Hubs (suffix-"CP") are rated NEMA 4X.

T&B Conduit Fittings

Rigid and Intermediate Metal Conduit Fittings



T&B Grounding Hub



Cat. No.	Trade Size	Dimensions (in.)				
		A Dia.	B	C	D Max. Panel Thickness	E Throat Dia.
H050GR-C	1/2	17/16	19/16	7/8	3/16	19/32
H075GR-C	3/4	12-1/32	1-19/32	29/32	3/16	25/32
H100GR-C	1	2	1-13/16	1-1/16	1/4	1
H125GR-C	1-1/4	2-3/8	1-7/8	1-1/16	1/4	1-5/16
H150GR-C	1-1/2	2-3/4	1-7/8	1-1/16	1/4	1-17/32
H200GR-C	2	3-1/4	1-15/16	1-15/32	1/4	1-31/32
H250GR-C	2-1/2	3-3/4	2-9/16	1-9/16	1/4	2-13/32
H300GR-C	3	4-3/8	2-21/32	1-19/32	1/4	2-31/32
H350GR-C	3-1/2	5	2-23/32	1-5/8	1/4	3-13/32
H400GR-C	4	5-1/2	2-23/32	1-5/8	1/4	3-7/8
H500GR-C	5	6-7/8	3-1/32	1-15/16	1/4	4-15/16
H600GR-C	6	7-11/16	3-5/32	2	5/16	6

Material—Hub and Locknut: zinc or copper-free aluminum.

Insulating Throat: thermoplastic temp. rating—105°C;

flammability rating:—94V-0.

Sealing Ring: Nitrile (BUNA "N")

For Aluminum Grounding Hubs add suffix **A** (i.e. H050GRA-C).

For Chrome Plated Hubs add suffix **CP** (i.e. H050GRCP).

For 316 Stainless Steel Hubs add suffix **SST** (i.e. H050GRSST).

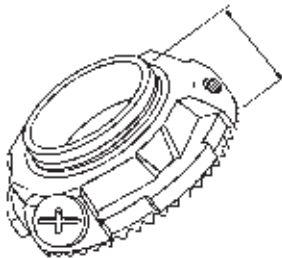
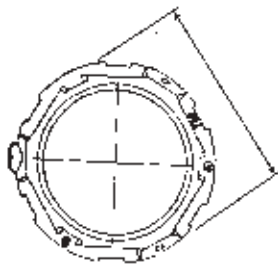
For PVC coating add suffix **PVC** (i.e. H050GRPVC-C).

Meets NEMA sealing requirements for NEMA 3R, 4 & 13 enclosures.

U.L. Listed and CSA Certified.

CSA approved for use in hazardous locations: Class I, Division 2, Class II, Divisions 1 & 2, Groups E, F & G, Class III and type 4 enclosures.

T&B Grounding and Bonding Locknut



Grounding Locknut for Hubs

Cat. No.	Trade Size	A Dia.	B Height	Ground Screw	Max. Conductor Size
L050GR-C	1/2	1-1/2	13/32	#10-32 x 1/4"	#10
L075GR-C	3/4	1-11/16	13/32	#10-32 x 1/4"	#10
L100GR-C	1	2	13/32	#10-32 x 1/4"	#10
L125GR-C	1-1/4	2-3/8	15/32	1/4-20 x 1/4"	#10
L150GR-C	1-1/2	2-3/4	15/32	1/4-20 x 5/16"	#8
L200GR-C	2	3-1/4	15/32	1/4-20 x 5/16"	#8
L250GR-C	2-1/2	3-3/4	11/16	1/4-20 x 5/16"	#6
L300GR-C	3	4-3/8	23/32	1/4-20 x 5/16"	#6
L350GR-C	3-1/2	5	23/32	1/4-20 x 5/16"	#6
L400GR-C	4	5-1/2	23/32	1/4-20 x 5/16"	#4
L500GR-C	5	6-5/8	23/32	3/8-16 x 3/8"	#2
L600GR-C	6	7-11/16	23/32	3/8-16 x 3/8"	#1

Material—Locknut: zinc or copper-free aluminum

For Aluminum Locknuts add suffix **A** (i.e. L050GRA-C)

For Chrome Plated Locknuts add suffix **CP** (i.e. L050GR-CP)

For 316 Stainless Steel Locknuts add suffix **SST** (i.e. L050GRSST).