

T&B Conduit Fittings

Rigid and Intermediate Metal Conduit Fittings



Threaded Insulated Grounding Bushing

Application

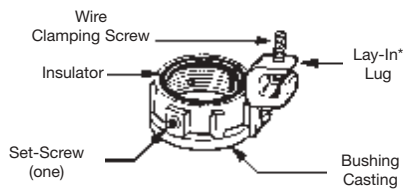
- For quick installation of bonding jumper to multiple metal conduits (Rigid and IMC).
- Designed to bush conductors and prevent insulation damage.

Standard Material / Finish

Body: Electro-zinc plated
 Lay-in lug: Aluminum/tin plated
 Insulator: Thermoplastic
 150°C/302°F
 Application with 94V-0 flammability.

Features

- Ease of installation, lay in lug design.
- Cast malleable iron body designed to lock insulator in place within body reducing common assembly problem resulting in dislodging of insulator.
- Insulator rated for 150°C/302°F application.



Threaded Insulated Grounding Bushing



Cat. No.	Conduit Size	Bushing Dia.	Throat Dia.	Lug Length	Swing Radius	Bushing Height	Wire Range AWG CU/AL
3870-TB	1/2	1.125	.560	1.310	1.212	.657	14-4
3861	1/2	1.125	.560	1.675	1.402	.657	8-2/0
3871-TB	3/4	1.420	.742	1.310	1.360	.660	14-4
3862	3/4	1.420	.742	1.675	1.550	.660	8-2/0
3872	1	1.770	.944	1.310	1.535	.735	14-4
3882	1	1.770	.944	1.675	1.725	.735	8-2/0
3873	1-1/4	2.190	1.242	1.310	1.745	.735	14-4
3883	1-1/4	2.190	1.242	1.675	1.935	.735	8-2/0
3874	1-1/2	2.468	1.449	1.310	1.884	.770	14-4
3884	1-1/2	2.468	1.449	1.675	2.074	.770	8-2/0
3875	2	3.031	1.860	1.310	2.165	.770	14-4
3889	2	3.031	1.860	1.675	2.355	.770	8-2/0
3876	2-1/2	3.516	2.222	1.310	2.408	.940	14-4
3886	2-1/2	3.516	2.222	1.675	2.598	.940	8-2/0
3993	2-1/2	3.516	2.222	2.230	2.928	.940	6-4/0
3877	3	4.234	2.761	1.310	2.767	.975	14-4
3887	3	4.234	2.761	1.675	2.957	.975	8-2/0
3994	3	4.234	2.761	2.230	3.287	.975	6-4/0
3878	3-1/2	4.781	3.193	1.310	3.040	.975	14-4
3863	3-1/2	4.781	3.193	1.675	3.230	.975	8-2/0
3995	3-1/2	4.781	3.193	2.230	3.560	.975	6-4/0
3879	4	5.328	3.623	1.310	3.314	.980	14-4
3864	4	5.328	3.623	1.675	3.504	.980	8-2/0
3996	4	5.328	3.623	2.230	3.834	.980	6-4/0
3880	5	6.328	4.542	1.310	3.814	.985	14-4
3865	5	6.328	4.542	1.675	4.000	.985	8-2/0
3998	5	6.328	4.542	2.230	4.334	.985	6-4/0
3881	6	7.406	5.458	1.310	4.353	1.200	14-4
3866	6	7.406	5.458	1.675	4.543	1.200	8-2/0
3999	6	7.406	5.458	2.230	4.875	1.200	6-4/0

Temperature rating 150°C.

Meets Coast Guard Regulation CG293

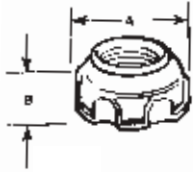
For Dura-Plate™ finish, add prefix 040- to Cat. No. Consult Customer Service for details.

Available in Mechanically Galvanized malleable iron; add **MG** suffix to cat. no.

*Contact customer service for copper lay in lug

T&B Conduit Fittings

Rigid and Intermediate Metal Conduit Fittings



Nylon insulated
metallic bushings

Steel or malleable iron (Steel thru 1-1/2").

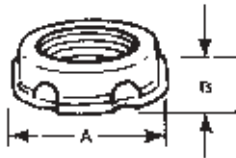
The Canadian electric Code 10-906 (2) calls for protection of ungrounded conductors by means of smoothly rounded insulating surfaces at the entrance to raceways, pull boxes, junction boxes, etc. T&B insulated throat fittings, recognizable by the distinctive trademarked blue insulating liner in the throat, meet and surpass this Code requirement. In addition, T&B insulated fittings also reduce wire pulling effort by as much as 50%. Temperature rating 105°C.

Insulated Throat Fittings

Cat. No.	Size	Dimensions (in.)	
		A	B
1222	1/2"	1-1/32	29/64
1223	3/4"	1-9/32	31/64
1224	1"	1-19/32	19/32
1225	1-1/4"	1-15/16	21/32
1226	1-1/2"	2-3/16	23/32
1227	2"	2-11/16	7/8
1228	2-1/2"	3-3/16	31/32
1229	3"	3-27/32	15/16
1230	3-1/2"	4-7/16	1-1/16
1231	4"	4-7/8	1-3/32
1232†	4-1/2"	5-7/16	1-15/64
586	5"	5-31/32	1-9/32
587	6"	7-3/16	1-11/32

† Not CSA Certified

Catalogue series 1222 thru 1232, 586 and 587 are available in aluminum. Add suffix **AL** to Cat. No. The aluminum series are not CSA certified. Patented.



Aluminum, steel or malleable iron
(steel thru 1-1/2").

Smoothly rounded shoulder covers end of conduit; broad flange covers knockout hole. High ribs make tightening easy with fingers or with wrench. 1/2"-1-1/2" sizes, formed in steel, have extra smooth shoulders. Locknut-type base gives improved bonding and resists loosening under conditions of vibration.

Metallic Bushings



Stl. or M.I.	Cat. No.	Alum.	Size	Dimension (in.)	
				A	B
122	122AL		1/2"	1-1/32	13/32
123	123AL*		3/4"	1-9/32	13/32
124	124AL		1"	1-19/32	1/2
125-TB	125AL		1-1/4"	1-15/16	9/16
126	126AL		1-1/2"	2-3/16	9/16
127	127AL		2"	2-11/16	19/32
128	128AL		2-1/2"	3-3/16	13/16
129	129AL		3"	3-27/32	13/16
130-TB	130AL		3-1/2"	4-7/16	15/16
131-TB	131AL		4"	4-7/8	1
132-TB	—		4-1/2"	5-7/16	1-5/64
133-TB	133AL		5"	6-1/16	1-1/16
134-TB	134AL		6"	7-3/16	1-1/16

* Not U.L. Listed or CSA Certified

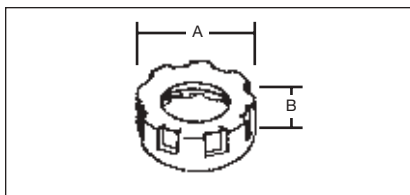
For Dura-Plate™ finish, add prefix 040- to Cat. No. Consult Customer Service for details.

T&B Conduit Fittings

Rigid and Intermediate Metal Conduit Fittings



Plastic Insulating Bushings



All Plastic Insulating Bushings

Impact-resistant plastic insulation. These bushings have ribs for gripping when installing. Perfect threads for easy thread on. U.L. Listed 105°C. NPT threaded.

Cat. No.	Size	Dimensions (in.)	
		A	B
222-TB	1/2"	1-1/16	3/8
223-TB	3/4"	1-9/32	13/32
224	1"	1-37/64	9/16
225-TB	1-1/4"	2-1/32	9/16
226	1-1/2"	2-15/64	9/16
227	2"	2-25/32	5/8
228-TB	2-1/2"	3-13/32	3/4
229-TB	3"	4-3/32	3/4
230-TB	3-1/2"	4-5/8	7/8
231	4"	5-3/16	7/8
232	4-1/2"	5-5/8	7/8
233	5"	6-3/8	1
234	6"	7-7/16	1

Flame retardant. U.L. Rated 94V-1.