

Narrow-Tongue Lugs

Ideal for Confined-Space Terminations!

To meet increasing demand for smaller components in today's panels and switchgear, Thomas & Betts has expanded its line of Color-Keyed® Narrow-Tongue Lugs to include two-hole and angled lugs. These improved lugs have been precision engineered for consistency in width the entire length of the connector, from barrel to tongue, ensuring a reliable fit in confined-space applications.

- Narrow-width tongue and barrel, engineered for dimensional consistency the entire length of the lug
- Perfect for connections in limited-space applications
- High-conductivity copper construction
- Electro-tin-plated finish resists corrosion
- T&B Color-Keyed® marking system makes connections and verification easy
- Double-chamfered barrel eases insertion of wire




Specifications



- Certified Rating: 600V
- Recommended Rating: up to 35 kV[‡]
- Material: 99% pure high-conductivity seamless wrought copper
- Finish: Electro-tin plated
- Standards: UL Listed to UL486A/B, CSA Certified to C22.2 No. 65-03, RoHS compliant

NOW AVAILABLE IN:

- One-hole
- Two-hole
- Straight
- 45° Angled
- 90° Angled



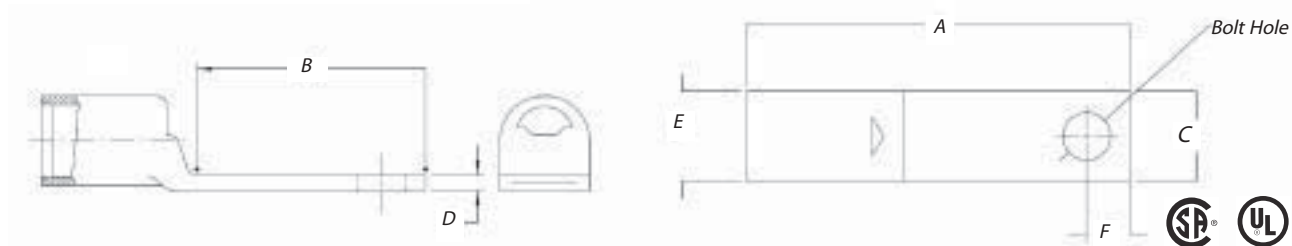
Ideal for use in:

- Panel
- Switchgear
- Molded-case circuit breakers
- Motor starters
- Other limited-space OEM applications

[‡] For installations from 16 kV up to 35 kV, consult shielded cable manufacturers for stress relief and insulation requirements.

Narrow-Tongue Lugs

Narrow-Tongue Copper Lugs One-Hole, Standard Barrel Certified to 600V and Recommended up to 35 kV*



CAT. NO.	WIRE SIZE		Bolt Size	Dimensions in. (mm)						Die Code	Die Color
	Code	Flex Class G, H, I, K, M		A	B	C	D	E	F		
54138NT	#4 AWG	#5 AWG – 91/24	#10	1.31 (33.3)	0.56 (14.2)	0.37 (9.4)	0.10 (2.5)	0.37 (9.4)	0.25 (6.4)	29	Grey
54107NT	#2-3 AWG	#3 AWG – 125/24	1/4	1.50 (38.1)	0.65 (16.5)	0.41 (10.4)	0.07 (1.8)	0.41 (10.4)	0.25 (6.4)	33	Brown
54108NT	#1 AWG	#2 AWG, 150, 175/24	1/4	1.50 (38.1)	0.65 (16.5)	0.47 (11.9)	0.11 (2.8)	0.47 (11.9)	0.25 (6.4)	37	Green
54152NT	1/0 AWG	#1 AWG – 225/24	1/4	1.60 (40.6)	0.65 (16.5)	0.52 (13.2)	0.13 (3.3)	0.52 (13.2)	0.25 (6.4)	42	Pink
54157NT	2/0 AWG	1/0 AWG – 275/24	1/4	1.60 (40.6)	0.65 (16.5)	0.57 (14.5)	0.13 (3.3)	0.57 (14.5)	0.25 (6.4)	45	Black
54162NT	3/0 AWG	2/0 AWG – 325/24	1/4	1.68 (42.7)	0.65 (16.5)	0.63 (16.0)	0.13 (3.3)	0.63 (16.0)	0.25 (6.4)	50	Orange
54167NT	4/0 AWG	3/0 AWG – 450/24	1/4	1.90 (48.3)	0.65 (16.5)	0.70 (17.8)	0.14 (3.6)	0.70 (17.8)	0.25 (6.4)	54	Purple
54172NT	250 kcmil	4/0 AWG – 550/24	1/4	2.00 (50.8)	0.65 (16.5)	0.77 (19.6)	0.14 (3.6)	0.77 (19.6)	0.25 (6.4)	62	Yellow
54117NT04	300 kcmil	650/24	1/4	2.33 (59.2)	0.88 (22.4)	0.85 (21.6)	0.15 (3.8)	0.85 (21.6)	0.25 (6.4)	66	White
54115NT	350 kcmil	650/24	1/2	2.75 (69.9)	1.25 (31.8)	0.93 (23.6)	0.18 (4.6)	0.93 (23.6)	0.50 (12.7)	71H	Red
54115NT06	350 kcmil	650/24	3/8	2.50 (63.5)	1.00 (25.4)	0.93 (23.6)	0.18 (4.6)	0.93 (23.6)	0.38 (9.6)	71H	Red
54118NT	500 kcmil	925/24	1/2	3.25 (82.6)	1.25 (31.8)	1.10 (27.9)	0.22 (5.6)	1.10 (27.9)	0.50 (12.7)	87	Brown
54123NT08	750 kcmil	1325/24	1/2	3.48 (88.4)	1.25 (31.8)	1.33 (33.8)	0.27 (6.9)	1.33 (33.8)	0.50 (12.7)	106H	Black
54123NT	750 kcmil	1325/24	5/8	3.80 (96.5)	1.58 (40.1)	1.33 (33.8)	0.27 (6.9)	1.33 (33.8)	0.63 (16.0)	106H	Black
54879NT	750 kcmil	1325/24	3/8	5.00 (127.0)	2.02 (55.9)	1.66 (42.2)	0.27 (6.9)	1.33 (33.8)	0.38 (9.6)	106H	Black
58825NT	900 kcmil	1925/24 = 750, 777 kcmil	3/8	5.00 (127.0)	2.13 (54.1)	1.66 (42.2)	0.31 (7.9)	1.50 (38.1)	0.50 (12.7)	115	Yellow
58825NT0828	900 kcmil	1925/24 = 750, 777 kcmil	1/2	5.75 (146.1)	2.88 (73.2)	1.66 (42.2)	0.31 (7.9)	1.50 (38.1)	0.50 (12.7)	115	Yellow

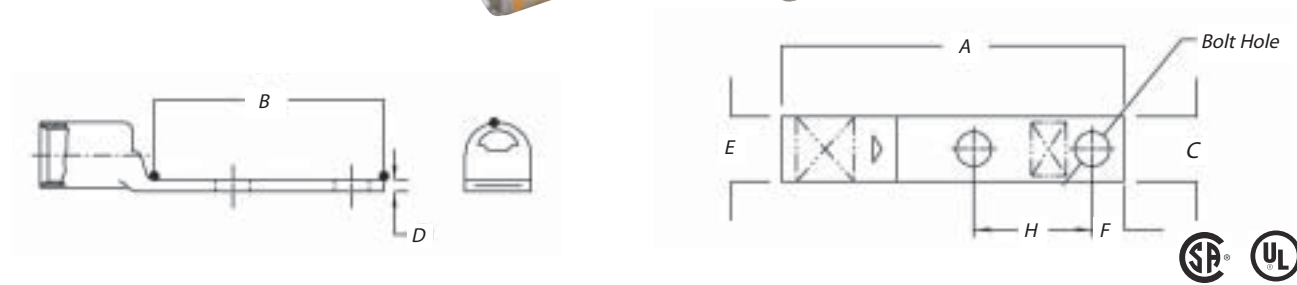
* For installations from 16 kV up to 35 kV, consult shielded cable manufacturers for stress relief and insulation requirements.

Cat. No.	Type	Cat. No. Example: 54108NTUB is a 90° angled one-hole narrow-tongue lug for #1 AWG.
54108NT ____ * ____ = To order 45° and 90° Angle Lugs UF = 45° UB = 90°	Other options include silver plating (add SP to catalogue number), blind end (add BE to catalogue number) and peep holes (add PH to catalogue number).	

Narrow-Tongue Lugs

Narrow-Tongue Copper Lugs Two-Hole, Standard Barrel Certified to 600V and Recommended up to 35 kV*

C o m p r e s s i o n



CAT. NO.	CABLE WIRE SIZE		Bolt Size	Dimensions in. (mm)							Die Code	Die Color
	Code	Flex Class G, H, I, K, M		A	B	C	D	E	F	H		
54206NT0310	#4 AWG	# 5 AWG – 91/24	#10	1.88 (47.8)	1.13 (28.7)	0.37 (9.4)	0.10 (2.5)	0.37 (9.4)	0.25 (6.4)	0.63 (16.0)	29	Grey
54207NT	#2-3 AWG	#3 AWG – 125/24	1/4	2.04 (61.0)	1.19 (30.2)	0.41 (10.4)	0.11 (2.8)	0.41 (10.4)	0.25 (6.4)	0.63 (16.0)	33	Brown
54207NT0412	#2-3 AWG	#3 AWG – 125/24	1/4	2.16 (54.9)	1.31 (33.3)	0.41 (10.4)	0.11 (2.8)	0.41 (10.4)	0.25 (6.4)	0.75 (19.1)	33	Brown
54207NT0416	#2-3 AWG	#3 AWG – 125/24	1/4	2.41 (61.2)	1.56 (39.6)	0.41 (10.4)	0.11 (2.8)	0.41 (10.4)	0.25 (6.4)	1.00 (25.4)	33	Brown
54208NT	#1 AWG	#2 AWG – 150, 175/24	1/4	2.40 (61.0)	1.19 (30.2)	0.47 (11.9)	0.11 (2.8)	0.47 (11.9)	0.25 (6.4)	0.63 (16.0)	37	Green
54208NT0516	#1 AWG	#2 AWG – 150, 175/24	5/16	2.63 (66.8)	1.78 (45.2)	0.47 (11.9)	0.11 (2.8)	0.47 (11.9)	0.38 (9.7)	1.00 (25.4)	37	Green
54255NT	1/0 AWG	#1 AWG – 225/24	5/16	2.61 (66.3)	1.66 (42.2)	0.52 (13.2)	0.14 (3.6)	0.52 (13.2)	0.38 (9.7)	0.88 (22.4)	42	Pink
54261NT	2/0 AWG	1/0 AWG – 275/24	5/16	2.66 (67.6)	1.66 (42.2)	0.57 (14.5)	0.14 (3.6)	0.52 (13.2)	0.38 (9.7)	0.88 (22.4)	45	Black
54210NT	2/0 AWG	1/0 AWG – 275/24	3/8	2.82 (71.6)	1.82 (46.2)	0.57 (14.5)	0.14 (3.6)	0.52 (13.2)	0.38 (9.7)	1.00 (25.4)	45	Black
54266NT	3/0 AWG	2/0 AWG – 325/24	5/16	2.88 (73.2)	1.78 (45.2)	0.63 (16.0)	0.13 (3.3)	0.63 (16.0)	0.38 (9.7)	1.00 (25.4)	50	Orange
54211NT	3/0 AWG	2/0 AWG – 325/24	3/8	2.92 (74.2)	1.82 (46.2)	0.63 (16.0)	0.13 (3.3)	0.63 (16.0)	0.38 (9.7)	1.00 (25.4)	50	Orange
54212NT	4/0 AWG	3/0 AWG – 450/24	3/8	3.07 (94.0)	1.82 (46.2)	0.70 (17.8)	0.14 (3.6)	0.70 (17.8)	0.38 (9.7)	1.00 (25.4)	54	Purple
54213NT	250 kcmil	4/0 AWG – 550/24	3/8	3.17 (80.5)	1.82 (46.2)	0.77 (19.6)	0.14 (3.6)	0.77 (19.6)	0.38 (9.7)	1.00 (25.4)	62	Yellow
54275NT	250 kcmil	4/0 AWG – 550/24	1/2	4.16 (105.7)	2.81 (71.4)	0.77 (19.6)	0.14 (3.6)	0.77 (19.6)	0.50 (12.7)	1.75 (44.5)	62	Yellow
54282NT	350 kcmil	650/24	1/2	4.36 (110.7)	2.81 (71.4)	0.93 (23.6)	0.18 (4.6)	0.93 (23.6)	0.50 (12.7)	1.75 (44.5)	71H	Red
54218NT	500 kcmil	925/24	3/8	4.57 (116.1)	2.57 (65.3)	1.10 (27.9)	0.22 (5.6)	1.10 (27.9)	0.38 (9.7)	1.75 (44.5)	87	Brown
54286NT	500 kcmil	925/24	1/2	4.81 (122.2)	2.81 (71.4)	1.10 (27.9)	0.22 (5.6)	1.10 (27.9)	0.50 (12.7)	1.75 (44.5)	87	Brown
54878BENTPH	600 kcmil	1100/24	1/2	5.83 (148.1)	3.00 (76.2)	1.20 (30.5)	0.24 (6.1)	1.20 (30.5)	0.50 (12.7)	1.75 (44.5)	94	Green
54223NT0628	750 kcmil	1325/24	3/8	4.79 (121.7)	2.57 (65.3)	1.33 (33.8)	0.27 (6.9)	1.33 (33.8)	0.38 (9.7)	1.75 (44.5)	106H	Black
54223NT	750 kcmil	1325/24	1/2	5.04 (137.2)	2.81 (71.4)	1.33 (33.8)	0.27 (6.9)	1.33 (33.8)	0.50 (12.7)	1.75 (44.5)	106H	Black
58884BENTPH	-	1600/24	1/2	6.16 (156.5)	3.00 (76.2)	1.33 (33.8)	0.24 (6.1)	1.20 (30.5)	0.50 (12.7)	1.75 (44.5)	106H	Black

Note: Catalogue numbers 54878BENTPH and 58884BENTPH include peep holes.

* For installations from 16 kV up to 35 kV, consult shielded cable manufacturers for stress relief and insulation requirements.

Cat. No.	Type	Cat. No. Example:
54212NT	*	54212NTUF is a 45° angled two-hole narrow-tongue lug for 4/0 AWG.
	= To order 45° and 90° Angle Lugs	
	UF = 45°	
	UB = 90°	
Other options include silver plating (add SP to catalogue number), blind end (add BE to catalogue number) and peep holes (add PH to catalogue number).		