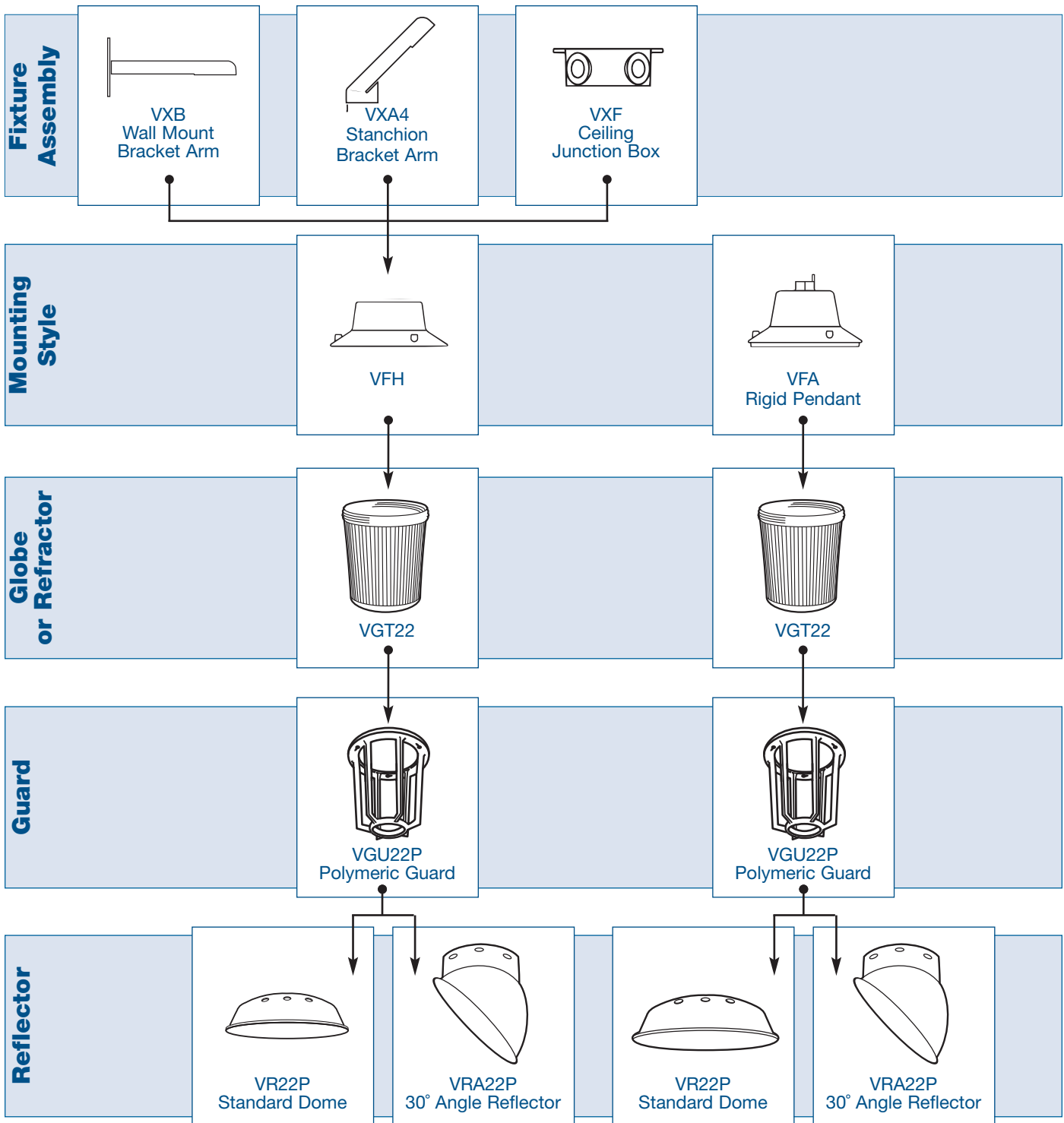


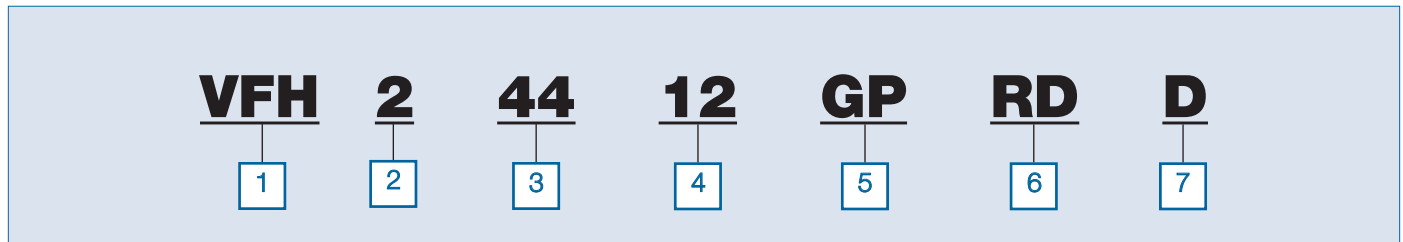
# Hazlux

## Hazlux M4 Fluorescent Fixture Assembly Sample





## Hazlux M4 Fluorescent Catalogue Numbering System



- 1 — Fixture Series and Mounting Style**
- VFA** = M4 Fluorescent Pendant Mount
  - VFH** = M4 Fluorescent Body for Ceiling, Wall or Stanchion Mount
  - VFHA** = M4 Fluorescent Stanchion Mount
  - VFHB** = M4 Fluorescent Wall Mount (No Box)
  - VFHBF** = M4 Fluorescent Wall Mount (Std Box)
  - VFHBFD** = M4 Fluorescent Wall Mount (Deep Box)
  - VFHF** = M4 Fluorescent Ceiling Mount (Std Box)
  - VFHFD** = M4 Fluorescent Wall Mount (Deep Box)

- 2 — Hub Size**
- 2** = 3/4 in. NPT Hub
  - 4** = 1-1/4 in. NPT Hub

- 3 — Lamp Wattage**
- 13** = 13 Watt (One 13W lamp)
  - 22** = 22 Watt (One 22W lamp)
  - 26** = 26 Watt (Two 13W lamps)
  - 28** = 28 Watt (One 28W lamp)
  - 44** = 44 Watt (Two 22W lamps)

- 4 — Voltage**
- 12** = 120 VAC

- 5 — Optics and Guards**
- G** = Clear Glass Globe
  - GP** = Clear Globe and Polymeric Guard
  - TG** = Tempered Glass Globe
  - TGP** = Tempered Glass Globe and Polymeric Guard
  - ACG** = Amber Glass Globe\*
  - BCG** = Blue Glass Globe\*
  - GCG** = Green Glass Globe\*
  - RCG** = Red Glass Globe\*
  - ACGP** = Amber Glass Globe and Polymeric Guard\*
  - BCGP** = Blue Glass Globe and Polymeric Guard\*
  - GCGP** = Green Glass Globe and Polymeric Guard\*
  - RCGP** = Red Glass Globe and Polymeric Guard\*
- \*CSA Certification Pending on Coloured Globes.

- 6 — Reflector Options**
- RD** = Dome Reflector
  - RA** = Angle Reflector


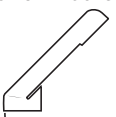
- 7 — Packaging Options**
- D** = Hazpak® Packaging (Completely Assembled with Lamps in One Carton)
  - P** = PROJECPAK® Packaging (All Components, Including Lamp(s), in One Carton, Unassembled)

Note: If no packaging code is specified, fixture components will be shipped in separate cartons. All fixtures and fixture housings include lamps.

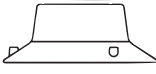
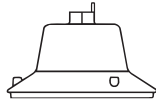
# Hazlux

## Hazlux M4 Fluorescent Accessories

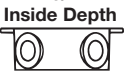
### FIXTURE ASSEMBLY

	CAT. NO.	CONDUIT HUB SIZE
 <p>Wall Mount Bracket Arm</p>	VXB	N.A.
 <p>Stanchion Bracket Arm</p>	VXA4	1-1/4"



### MOUNTING STYLE

	CATALOGUE NO.	CONDUIT HUB SIZE
	VFH	N.A.
	VFA	1/2"

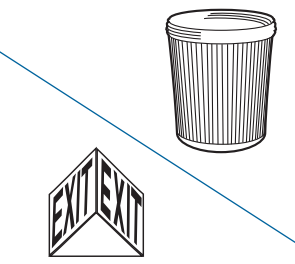
### JUNCTION BOX FOR WALL OR CEILING

	CAT. NO. 4 Hubs	CAT. NO. 5 Hubs	CONDUIT HUB SIZE
 <p>1-3/4" Inside Depth</p>	VXF10 VXF20	VXFT10 VXFT20	1/2" 3/4"

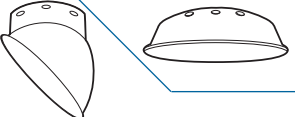
### COVERS and GASKETS

	CAT. NO.	DESCRIPTION	CONDUIT HUB SIZE
	VHC1 VHC2	Fixture Hanger Hub Cover for VXF Boxes	1/2" 3/4"
	GASK643	Gasket for Hub Covers, Flat Covers and Bracket Arms	N.A.


### GLASS GLOBES

	CAT. NO., 150W MAX. LAMP SIZE	CAT. NO., 200-300W MAX. LAMP SIZE	DESCRIPTION
	VGT15	VGT22	Clear, Heat Resistant
	VGT15R	VGT22R	Red
	VG15G	VGT22G	Green
	VGT15B	VGT22B	Blue
	VGT15A	VGT22A	Amber
	VRE22		Three Sided Exit Sign

### REFLECTORS

	CAT. NO., 150W MAX. LAMP SIZE	CAT. NO., 200-300W MAX. LAMP SIZE	DESCRIPTION
	—	VR22P	Dome
	—	VRA22P	Angled

### GUARDS

	CAT. NO., 150W MAX. LAMP SIZE	CAT. NO., 200-300W MAX. LAMP SIZE	DESCRIPTION
	—	VGU22P	Polymeric Guard

# M4 Fluorescent



- Class I — Zone 2, Groups IIC, IIB, IIA,
- Division 2, Groups A, B, C and D
- Class II — Division 1, Groups E, F and G
- UL844
- NEMA 4X, IP66



## Hazlux M4 Fluorescent Dimensions

