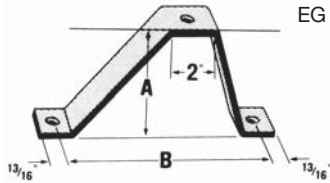


SECTION 3

Fittings and Brackets

Special Application Fittings and Brackets

AN270

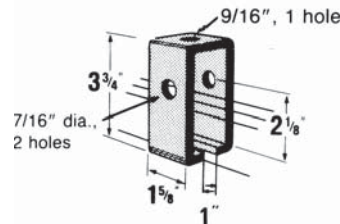


*Finishes
HDG
EG

Cat. No.	A	B	Wt./C lb
AN270-1*	2-3/8	6	113
AN270-2*	4-3/8	8	151
AN270-3*	6-3/8	10	199
AN270-4*	8-3/8	12	246
AN270-*	10-3/8	14	293

TS272

Track Support

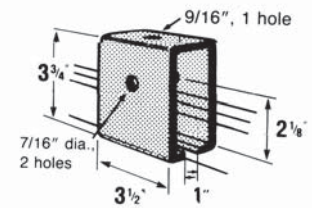


Requires 3/8" x 2-1/2" bolt and nut (not included).
Design load: 1000 lb
Wt./C 104 lb

TS272HDG

TS273

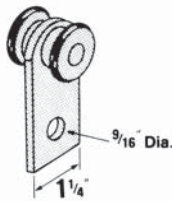
Track Support



For use over channel splice.
Requires 3/8" x 2-1/2" bolt and nut (not included).
Design load: 2000 lb
Wt./C 228 lb

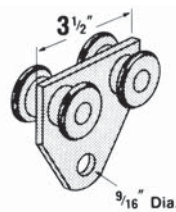
TS273HDG

TR292



Can be used for series A, E and H channels only.
Standard finish is Electrogalvanized
Frictionless needle bearings.
Design load: 500 lb
Safety factor of 5.
Wt./C 59 lb

TR294




* Do not use with back to back Strut

Can be used for series A, E and H channels only.
Standard finish is Electrogalvanized
Frictionless needle bearings.
Design load: 1000 lb
Safety factor of 5.
Wt./C 106 lb

C728

Pipe Roller (Pair)



Cast aluminum rollers, steel brackets. Designed for standard saddles. Order separately for each pair of rollers: - Two 1/2" x 5/16" hex head cap screws and two 1/2" channel nuts. Space to suit O.D. of pipe and wrapping. Wt./C : 300 lb Design Load: 2350 lb

Standard Dimensions	Hole Spacing	13/16" From End	Hole Spacing	1-7/8" Centers	Hole Size	9/16" Diam.	Material	1/4" Thick	Materials	HDG(C)	Hot-Dipped Galvanized	EG(C)	Electrogalvanized	(No suffix)	GoldGalv®	SS6(C)	Stainless Steel 316
---------------------	--------------	-----------------	--------------	----------------	-----------	-------------	----------	------------	-----------	--------	-----------------------	-------	-------------------	-------------	-----------	--------	---------------------