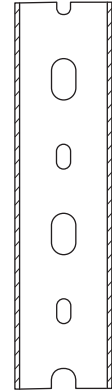
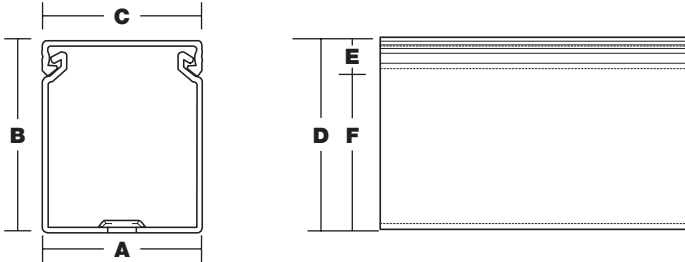
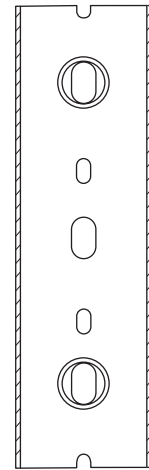


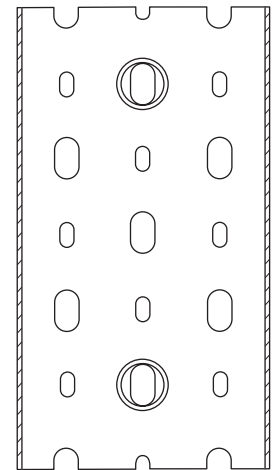
# Thomas & Betts Solid Wall (PVC) Wiring Duct Dimensions



Pattern for 3/4" & 1"



Pattern for 1 1/2", 2" & 2 1/2"



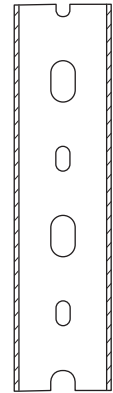
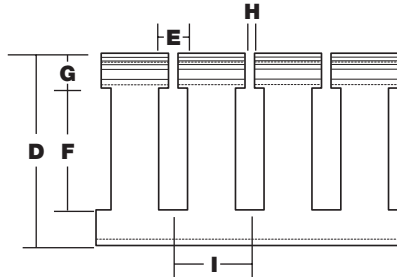
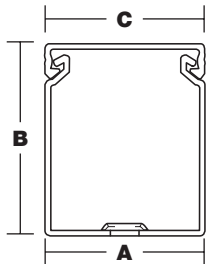
Pattern for 4", 5" & 6"

## DIMENSIONS (INCHES)

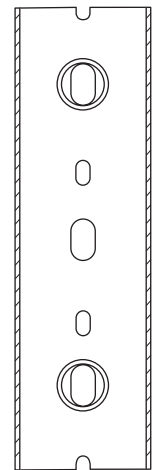
| TRADE SIZE |      | DIMENSIONS (INCHES) |      |      |      |      |      |
|------------|------|---------------------|------|------|------|------|------|
| W          | H    | A                   | B    | C    | D    | E    | F    |
| 0.75 X     | 1.00 | 0.94                | 1.14 | 0.94 | 1.03 | 0.26 | 0.77 |
| 0.75 X     | 1.50 | 0.94                | 1.60 | 0.94 | 1.50 | 0.27 | 1.23 |
| 0.75 X     | 2.00 | 0.94                | 2.10 | 0.94 | 2.01 | 0.29 | 1.73 |
| 1.00 X     | 1.00 | 1.25                | 1.14 | 1.25 | 1.03 | 0.26 | 0.77 |
| 1.00 X     | 1.50 | 1.25                | 1.60 | 1.25 | 1.50 | 0.27 | 1.23 |
| 1.00 X     | 2.00 | 1.25                | 2.10 | 1.25 | 2.01 | 0.28 | 1.73 |
| 1.00 X     | 3.00 | 1.25                | 3.05 | 1.25 | 2.99 | 0.32 | 2.68 |
| 1.00 X     | 4.00 | 1.25                | 4.37 | 1.25 | 4.32 | 0.32 | 4.00 |
| 1.50 X     | 1.00 | 1.75                | 1.14 | 1.75 | 1.03 | 0.26 | 0.77 |
| 1.50 X     | 1.50 | 1.75                | 1.60 | 1.75 | 1.50 | 0.27 | 1.23 |
| 1.50 X     | 2.00 | 1.75                | 2.10 | 1.75 | 2.01 | 0.29 | 1.73 |
| 1.50 X     | 3.00 | 1.75                | 3.05 | 1.75 | 2.99 | 0.34 | 2.65 |
| 1.50 X     | 4.00 | 1.75                | 4.37 | 1.75 | 4.32 | 0.32 | 4.00 |
| 2.00 X     | 1.00 | 1.75                | 1.24 | 1.75 | 1.05 | 0.28 | 0.77 |
| 2.00 X     | 1.50 | 2.25                | 1.70 | 2.25 | 1.52 | 0.29 | 1.23 |
| 2.00 X     | 2.00 | 2.25                | 2.19 | 2.25 | 2.03 | 0.30 | 1.73 |
| 2.00 X     | 3.00 | 2.25                | 3.14 | 2.25 | 3.00 | 0.33 | 2.68 |
| 2.00 X     | 4.00 | 2.25                | 4.46 | 2.25 | 4.33 | 0.33 | 4.00 |
| 2.00 X     | 5.00 | 2.25                | 5.15 | 2.25 | 5.02 | 0.34 | 4.68 |
| 2.50 X     | 2.00 | 2.75                | 2.19 | 2.75 | 2.03 | 0.30 | 1.73 |
| 2.50 X     | 3.00 | 2.75                | 3.14 | 2.75 | 3.00 | 0.33 | 2.68 |
| 2.50 X     | 4.00 | 2.75                | 4.46 | 2.75 | 4.33 | 0.33 | 4.00 |
| 3.00 X     | 1.00 | 3.25                | 1.24 | 3.25 | 1.06 | 0.29 | 0.77 |
| 3.00 X     | 2.00 | 3.25                | 2.19 | 3.25 | 2.08 | 0.35 | 1.73 |
| 3.00 X     | 3.00 | 3.25                | 3.14 | 3.25 | 3.06 | 0.38 | 2.68 |
| 3.00 X     | 4.00 | 3.25                | 4.46 | 3.25 | 4.39 | 0.39 | 4.00 |
| 3.00 X     | 5.00 | 3.25                | 5.15 | 3.25 | 5.06 | 0.38 | 4.68 |
| 4.00 X     | 1.50 | 4.25                | 1.70 | 4.25 | 1.57 | 0.34 | 1.23 |
| 4.00 X     | 2.00 | 4.25                | 2.19 | 4.25 | 2.08 | 0.35 | 1.73 |
| 4.00 X     | 3.00 | 4.25                | 3.14 | 4.25 | 3.06 | 0.38 | 2.68 |
| 4.00 X     | 4.00 | 4.25                | 4.46 | 4.25 | 4.39 | 0.39 | 4.00 |
| 4.00 X     | 5.00 | 4.25                | 5.15 | 4.25 | 5.06 | 0.38 | 4.68 |
| 6.00 X     | 4.00 | 6.25                | 4.46 | 6.25 | 4.39 | 0.39 | 4.00 |

Dimensions shown are for reference only. Contact T&B for specific dimensional needs.

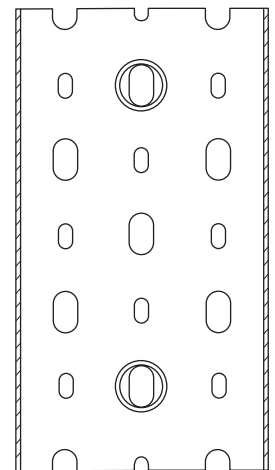
### Thomas & Betts Wide Slot (PVC) Wiring Duct Dimensions



Pattern for 3/4" & 1"



Pattern for 1 1/2", 2" & 2 1/2"



Pattern for 4", 5" & 6"

#### DIMENSIONS (INCHES)

| TRADE SIZE |      | DIMENSIONS (INCHES) |      |      |      |      |      |      |      |      |
|------------|------|---------------------|------|------|------|------|------|------|------|------|
| W          | H    | A                   | B    | C    | D    | E    | F    | G    | H    | I    |
| 0.75 X     | 1.00 | 0.94                | 1.14 | 0.94 | 1.03 | 0.30 | 0.52 | 0.26 | 0.10 | 0.80 |
| 0.75 X     | 1.50 | 0.94                | 1.60 | 0.94 | 1.50 | 0.30 | 0.93 | 0.27 | 0.10 | 0.80 |
| 0.75 X     | 2.00 | 0.94                | 2.10 | 0.94 | 2.01 | 0.30 | 1.36 | 0.29 | 0.10 | 0.80 |
| 1.00 X     | 1.00 | 1.25                | 1.14 | 1.25 | 1.03 | 0.30 | 0.52 | 0.26 | 0.10 | 0.80 |
| 1.00 X     | 1.50 | 1.25                | 1.60 | 1.25 | 1.50 | 0.30 | 0.93 | 0.27 | 0.10 | 0.80 |
| 1.00 X     | 2.00 | 1.25                | 2.10 | 1.25 | 2.01 | 0.30 | 1.36 | 0.28 | 0.10 | 0.80 |
| 1.00 X     | 3.00 | 1.25                | 3.05 | 1.25 | 2.99 | 0.30 | 2.31 | 0.32 | 0.10 | 1.00 |
| 1.00 X     | 4.00 | 1.25                | 4.37 | 1.25 | 4.32 | 0.30 | 3.63 | 0.32 | 0.10 | 1.00 |
| 1.50 X     | 1.00 | 1.75                | 1.14 | 1.75 | 1.03 | 0.30 | 0.52 | 0.26 | 0.10 | 0.80 |
| 1.50 X     | 1.50 | 1.75                | 1.60 | 1.75 | 1.50 | 0.30 | 0.93 | 0.27 | 0.10 | 0.80 |
| 1.50 X     | 2.00 | 1.75                | 2.10 | 1.75 | 2.01 | 0.30 | 1.36 | 0.29 | 0.10 | 0.80 |
| 1.50 X     | 3.00 | 1.75                | 3.05 | 1.75 | 2.99 | 0.30 | 2.28 | 0.34 | 0.10 | 1.00 |
| 1.50 X     | 4.00 | 1.75                | 4.37 | 1.75 | 4.32 | 0.30 | 3.63 | 0.32 | 0.10 | 1.00 |
| 2.00 X     | 1.00 | 2.25                | 1.24 | 1.75 | 1.05 | 0.30 | 0.52 | 0.28 | 0.10 | 0.80 |
| 2.00 X     | 1.50 | 2.25                | 1.70 | 2.25 | 1.52 | 0.30 | 0.93 | 0.29 | 0.10 | 0.80 |
| 2.00 X     | 2.00 | 2.25                | 2.19 | 2.25 | 2.03 | 0.30 | 1.36 | 0.30 | 0.10 | 0.80 |
| 2.00 X     | 3.00 | 2.25                | 3.14 | 2.25 | 3.00 | 0.30 | 2.31 | 0.33 | 0.10 | 1.00 |
| 2.00 X     | 4.00 | 2.25                | 4.46 | 2.25 | 4.33 | 0.30 | 3.63 | 0.33 | 0.10 | 1.00 |
| 2.00 X     | 5.00 | 2.25                | 5.15 | 2.25 | 5.02 | 0.38 | 4.31 | 0.34 | 0.10 | 1.33 |
| 2.50 X     | 2.00 | 2.75                | 2.19 | 2.75 | 2.03 | 0.30 | 1.36 | 0.30 | 0.10 | 0.80 |
| 2.50 X     | 3.00 | 2.75                | 3.14 | 2.75 | 3.00 | 0.30 | 2.31 | 0.33 | 0.10 | 1.00 |
| 2.50 X     | 4.00 | 2.75                | 4.46 | 2.75 | 4.33 | 0.30 | 3.63 | 0.33 | 0.10 | 1.00 |
| 3.00 X     | 1.00 | 3.25                | 1.24 | 3.25 | 1.06 | 0.30 | 0.52 | 0.29 | 0.10 | 0.80 |
| 3.00 X     | 2.00 | 3.25                | 2.19 | 3.25 | 2.08 | 0.30 | 1.36 | 0.35 | 0.10 | 0.80 |
| 3.00 X     | 3.00 | 3.25                | 3.14 | 3.25 | 3.06 | 0.30 | 2.31 | 0.38 | 0.10 | 1.00 |
| 3.00 X     | 4.00 | 3.25                | 4.46 | 3.25 | 4.39 | 0.30 | 3.63 | 0.39 | 0.10 | 1.00 |
| 3.00 X     | 5.00 | 3.25                | 5.15 | 3.25 | 5.06 | 0.38 | 4.31 | 0.38 | 0.10 | 1.33 |
| 4.00 X     | 1.50 | 4.25                | 1.70 | 4.25 | 1.57 | 0.30 | 0.93 | 0.34 | 0.10 | 0.80 |
| 4.00 X     | 2.00 | 4.25                | 2.19 | 4.25 | 2.08 | 0.30 | 1.36 | 0.35 | 0.10 | 0.80 |
| 4.00 X     | 3.00 | 4.25                | 3.14 | 4.25 | 3.06 | 0.30 | 2.31 | 0.38 | 0.10 | 1.00 |
| 4.00 X     | 4.00 | 4.25                | 4.46 | 4.25 | 4.39 | 0.30 | 3.63 | 0.39 | 0.10 | 1.00 |
| 4.00 X     | 5.00 | 4.25                | 5.15 | 4.25 | 5.06 | 0.38 | 4.31 | 0.38 | 0.10 | 1.33 |
| 6.00 X     | 4.00 | 6.25                | 4.46 | 6.25 | 4.39 | 0.30 | 3.63 | 0.39 | 0.10 | 1.00 |

Dimensions shown are for reference only. Contact T&B for specific dimensional needs.

### Thomas & Betts Narrow Slot (PVC) Wiring Duct Dimensions

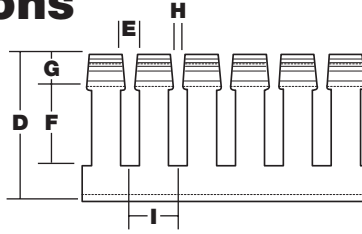
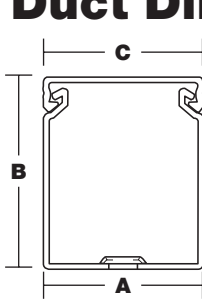


Figure 1

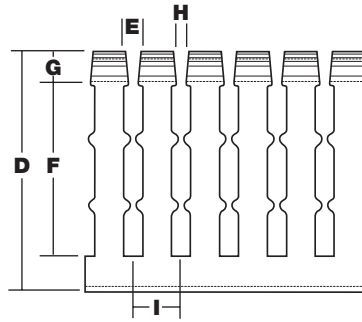
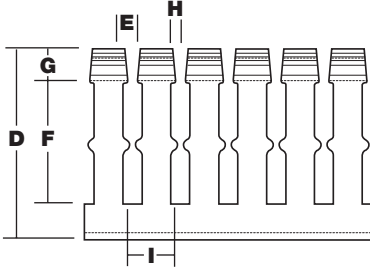
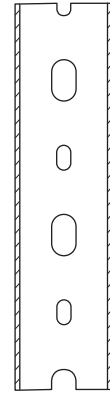
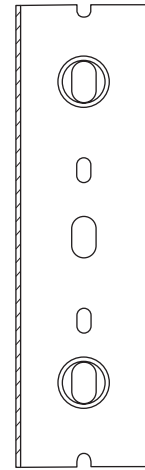


Figure 2

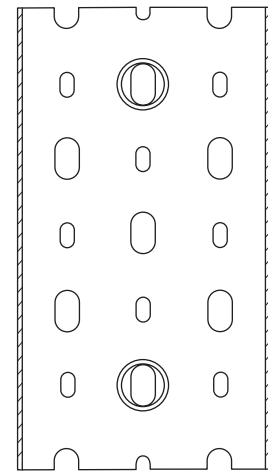
Figure 3



Pattern for 3/4" & 1"



Pattern for 1 1/2", 2" & 2 1/2"



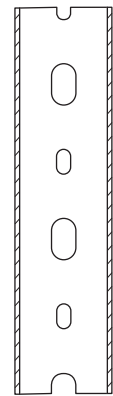
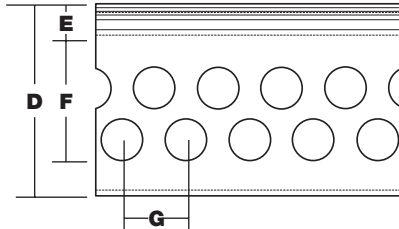
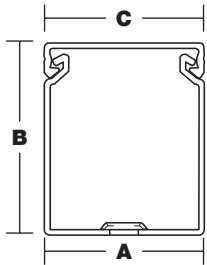
Pattern for 3", 4" & 6"

#### DIMENSIONS (INCHES)

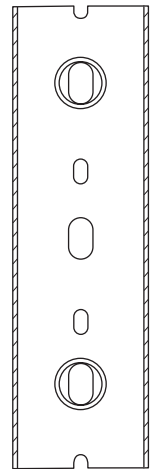
| TRADE SIZE  | FIG. | A    | B    | C    | D    | E    | F    | G    | H    | I    |
|-------------|------|------|------|------|------|------|------|------|------|------|
| 0.75 X 1.50 | 1    | 0.94 | 1.60 | 0.94 | 1.50 | 0.20 | 0.93 | 0.27 | 0.10 | 0.50 |
| 1.00 X 1.00 | 1    | 1.25 | 1.14 | 1.25 | 1.03 | 0.20 | 0.52 | 0.26 | 0.10 | 0.50 |
| 1.00 X 1.50 | 1    | 1.25 | 1.60 | 1.25 | 1.50 | 0.20 | 0.93 | 0.27 | 0.10 | 0.50 |
| 1.00 X 2.00 | 2    | 1.25 | 2.10 | 1.25 | 2.01 | 0.20 | 1.36 | 0.28 | 0.10 | 0.50 |
| 1.00 X 3.00 | 3    | 1.25 | 3.05 | 1.25 | 2.99 | 0.20 | 2.31 | 0.32 | 0.10 | 0.50 |
| 1.00 X 4.00 | 3    | 1.25 | 4.37 | 1.25 | 4.32 | 0.20 | 3.63 | 0.32 | 0.10 | 0.50 |
| 1.50 X 1.00 | 1    | 1.75 | 1.14 | 1.75 | 1.03 | 0.20 | 0.52 | 0.26 | 0.10 | 0.50 |
| 1.50 X 1.50 | 1    | 1.75 | 1.60 | 1.75 | 1.50 | 0.20 | 0.93 | 0.27 | 0.10 | 0.50 |
| 1.50 X 2.00 | 2    | 1.75 | 2.10 | 1.75 | 2.01 | 0.20 | 1.36 | 0.29 | 0.10 | 0.50 |
| 1.50 X 3.00 | 3    | 1.75 | 3.05 | 1.75 | 2.99 | 0.20 | 2.28 | 0.34 | 0.10 | 0.50 |
| 1.50 X 4.00 | 3    | 1.75 | 4.37 | 1.75 | 4.32 | 0.20 | 3.63 | 0.32 | 0.10 | 0.50 |
| 2.00 X 1.00 | 1    | 2.25 | 1.24 | 1.75 | 1.05 | 0.20 | 0.52 | 0.28 | 0.10 | 0.50 |
| 2.00 X 1.50 | 1    | 2.25 | 1.70 | 2.25 | 1.52 | 0.20 | 0.93 | 0.29 | 0.10 | 0.50 |
| 2.00 X 2.00 | 2    | 2.25 | 2.19 | 2.25 | 2.03 | 0.20 | 1.36 | 0.30 | 0.10 | 0.50 |
| 2.00 X 3.00 | 3    | 2.25 | 3.14 | 2.25 | 3.00 | 0.20 | 2.31 | 0.33 | 0.10 | 0.50 |
| 2.00 X 4.00 | 3    | 2.25 | 4.46 | 2.25 | 4.33 | 0.20 | 3.63 | 0.33 | 0.10 | 0.50 |
| 2.00 X 5.00 | 3    | 2.25 | 5.15 | 2.25 | 5.02 | 0.20 | 4.31 | 0.34 | 0.10 | 0.50 |
| 2.50 X 2.00 | 2    | 2.75 | 2.19 | 2.75 | 2.03 | 0.20 | 1.36 | 0.30 | 0.10 | 0.50 |
| 2.50 X 3.00 | 3    | 2.75 | 3.14 | 2.75 | 3.00 | 0.20 | 2.31 | 0.33 | 0.10 | 0.50 |
| 2.50 X 4.00 | 3    | 2.75 | 4.46 | 2.75 | 4.33 | 0.20 | 3.63 | 0.33 | 0.10 | 0.50 |
| 3.00 X 1.00 | 1    | 3.25 | 1.24 | 3.25 | 1.06 | 0.20 | 0.52 | 0.29 | 0.10 | 0.50 |
| 3.00 X 2.00 | 2    | 3.25 | 2.19 | 3.25 | 2.08 | 0.20 | 1.36 | 0.35 | 0.10 | 0.50 |
| 3.00 X 3.00 | 3    | 3.25 | 3.14 | 3.25 | 3.06 | 0.20 | 2.31 | 0.38 | 0.10 | 0.50 |
| 3.00 X 4.00 | 3    | 3.25 | 4.46 | 3.25 | 4.39 | 0.20 | 3.63 | 0.39 | 0.10 | 0.50 |
| 3.00 X 5.00 | 3    | 3.25 | 5.15 | 3.25 | 5.06 | 0.20 | 4.31 | 0.38 | 0.10 | 0.50 |
| 4.00 X 2.00 | 2    | 4.25 | 2.19 | 4.25 | 2.08 | 0.20 | 1.36 | 0.35 | 0.10 | 0.50 |
| 4.00 X 3.00 | 3    | 4.25 | 3.14 | 4.25 | 3.06 | 0.20 | 2.31 | 0.38 | 0.10 | 0.50 |
| 4.00 X 4.00 | 3    | 4.25 | 4.46 | 4.25 | 4.39 | 0.20 | 3.63 | 0.39 | 0.10 | 0.50 |
| 4.00 X 5.00 | 3    | 4.25 | 5.15 | 4.25 | 5.06 | 0.20 | 4.31 | 0.38 | 0.10 | 0.50 |

Dimensions shown are for reference only. Contact T&B for specific dimensional needs.

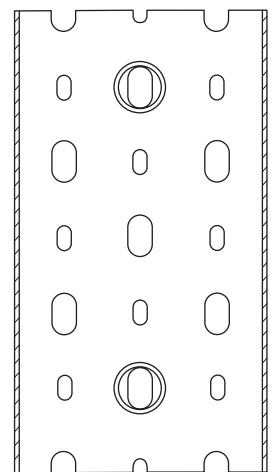
### Thomas & Betts Round Hole (PVC) Wiring Duct Dimensions



Pattern for 3/4" & 1"



Pattern for 1 1/2", 2" & 2 1/2"



Pattern for 3", 4" & 6"

| TRADE SIZE  |   | DIMENSIONS (INCHES) |      |      |      |      |      |      | ROWS OF HOLES |
|-------------|---|---------------------|------|------|------|------|------|------|---------------|
| W           | H | A                   | B    | C    | D    | E    | F    | G    |               |
| 1.00 X 1.50 |   | 1.25                | 1.60 | 1.25 | 1.50 | 0.27 | 1.23 | 0.67 | 2             |
| 1.00 X 2.00 |   | 1.25                | 2.10 | 1.25 | 2.01 | 0.28 | 1.73 | 0.67 | 2             |
| 1.00 X 3.00 |   | 1.25                | 3.05 | 1.25 | 2.99 | 0.32 | 2.68 | 0.67 | 4             |
| 1.00 X 4.00 |   | 1.25                | 4.37 | 1.25 | 4.32 | 0.32 | 4.00 | 0.67 | 6             |
| 1.50 X 1.00 |   | 1.75                | 1.14 | 1.75 | 1.03 | 0.26 | 0.77 | 0.67 | 2             |
| 1.50 X 1.50 |   | 1.75                | 1.60 | 1.75 | 1.50 | 0.27 | 1.23 | 0.67 | 2             |
| 1.50 X 2.00 |   | 1.75                | 2.10 | 1.75 | 2.01 | 0.29 | 1.73 | 0.67 | 2             |
| 1.50 X 3.00 |   | 1.75                | 3.05 | 1.75 | 2.99 | 0.34 | 2.65 | 0.67 | 4             |
| 1.50 X 4.00 |   | 1.75                | 4.37 | 1.75 | 4.32 | 0.32 | 4.00 | 0.67 | 6             |
| 2.00 X 1.50 |   | 2.25                | 1.70 | 2.25 | 1.52 | 0.29 | 1.23 | 0.67 | 2             |
| 2.00 X 2.00 |   | 2.25                | 2.19 | 2.25 | 2.03 | 0.30 | 1.73 | 0.67 | 2             |
| 2.00 X 3.00 |   | 2.25                | 3.14 | 2.25 | 3.00 | 0.33 | 2.68 | 0.67 | 4             |
| 2.00 X 4.00 |   | 2.25                | 4.46 | 2.25 | 4.33 | 0.33 | 4.00 | 0.67 | 6             |
| 3.00 X 2.00 |   | 3.25                | 2.19 | 3.25 | 2.08 | 0.35 | 1.73 | 0.67 | 2             |
| 3.00 X 3.00 |   | 3.25                | 3.14 | 3.25 | 3.06 | 0.38 | 2.68 | 0.67 | 4             |
| 3.00 X 4.00 |   | 3.25                | 4.46 | 3.25 | 4.39 | 0.39 | 4.00 | 0.67 | 6             |
| 4.00 X 1.50 |   | 4.25                | 1.70 | 4.25 | 1.57 | 0.34 | 1.23 | 0.67 | 2             |
| 4.00 X 2.00 |   | 4.25                | 2.19 | 4.25 | 2.08 | 0.35 | 1.73 | 0.67 | 2             |
| 4.00 X 3.00 |   | 4.25                | 3.14 | 4.25 | 3.06 | 0.38 | 2.68 | 0.67 | 4             |
| 4.00 X 4.00 |   | 4.25                | 4.46 | 4.25 | 4.39 | 0.39 | 4.00 | 0.67 | 6             |

Dimensions shown are for reference only. Contact T&B for specific dimensional needs.

Ty-Duct™ meets all of the prominent agency approvals and standards.

## Agency Approvals

Thomas & Betts Ty-Duct wiring duct is UL recognized for all requirements set forth in UL standard 1565 “Positioning Device.”



The Ty-Duct wiring duct meets all applicable requirements of the Canadian Standard Association as described in CSA C22.2 No. 18.5.



All Ty-Duct wiring duct components comply with the European Directives for CE (Conformite European) Marking.



All materials used in the making of the Ty-Duct wiring duct comply with the European Directives 2002/95/EC (RoHS), 2002/96/EC (WEEE), and 2003/11/EC.

---

## Standards

### **NFPA-79-2002**

Thomas & Betts Ty-Duct wiring duct is compliant with the National Fire Protection Agency NFPA-79-2002. All materials used in the manufacturing of the Ty-Duct components are selected from flame-retardant material and comply with IEC 60332-1. The testing is required in order to comply with NFPA-79-2002, Section 13.3.1.

### **UL 508/UL 508A**

As required in UL508/UL508A a factory-installed conductor shall be separated from a conductor used in a different circuit when the conductors are not insulated for the maximum voltage of either circuit. The Ty-Duct wiring duct with a divider wall creates the required separation to meet this requirement.

### **DIN 43 659**

This European standard specifies dimensions for slotted trunkings installed in electrical switchgear assemblies. The standard defines the following dimensions:

- **The mounting hole pattern**
- **The mounting hole slot dimensions**
- **The mounting hole pitch and location**
- **The minimum overall product length**