

Conduit Hangers, Strut Accessories, Hardware

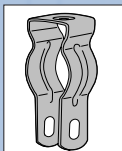
Pages 89-96



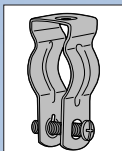
Page 90



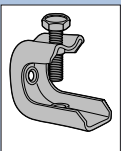
Page 90



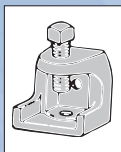
Page 90



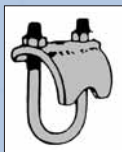
Page 90



Page 91



Page 91



Page 92



Page 92



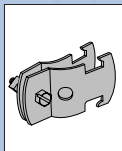
Page 92



Page 93



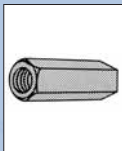
Page 93



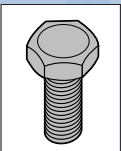
Page 94



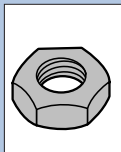
Page 95



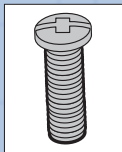
Page 95



Page 96



Page 96



Page 96



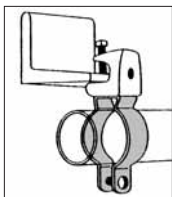
Page 96



Page 96

Steel City® Hangers & Clamps

Conduit Hangers



Features

- Accommodates 1/2" through 4" EMT or rigid conduit.
- Can be used for either vertical or horizontal installation.
- 6HTB Series with thread impression so there are less parts to handle or drop.
- Installs easily with a screwdriver.



Fig. 1



Fig. 2



Fig. 3

6H Series Conduit and Pipe Hangers

With Bolt		Without Bolt		EMT	Rigid Conduit or Pipe	Qty. per Box
Cat. No.	Fig. No.	Cat. No.	Fig. No.			
6H0-B	2	6H0	1	1/2	3/8-1/2	100
6H0-TB	3	6H0	1	1/2	3/8-1/2	100
6H1-B	2	6H1	1	3/4	3/4	100
6H1-TB	3	6H1	1	3/4	3/4	100
6H2-B	2	6H2	1	1	1	100
6H2-TB	3	—	—	1	1	100
6H2 1/2-B	2	6H2 1/2	1	1-1/4	—	100
6H2 1/2-TB	3	—	—	1-1/4	—	100
6H3-B	2	6H3-SC	1	1-1/2	1-1/4	100
6H3-TB	3	—	—	1-1/2	1-1/4	100
6H4-B	2	6H4	1	—	1-1/2	100
6H4-TB	3	—	—	—	1-1/2	100
6H5-B	2	6H5	1	2	2	100
6H5-TB	3	—	—	2	2	100
6H6-B	2	6H6	1	2-1/2	2-1/2	100
6H7-B	2	6H7	1	3	3	100
6H8-B	2	6H8	1	3-1/2	3-1/2	100
6H9-B	2	6H9*	1	4	4	100

* CSA not applicable

Add **SS** suffix to part number for stainless steel.

Load rating is 500 lbs. with a safety factor of 3. Available with or without closure bolt.

Standard finishes: electrogalvanized and Type 302 Stainless Steel.

Top hole diameter : 6H0 to 6H3 = 9/32"
6H4 to 6H9 = 11/32"



Features

- Supports threaded rod, threaded bridle rings and electrical boxes.
- Bright zinc plating.
- Supports 100 lbs. static load limit.

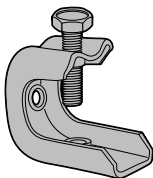



Fig. 1

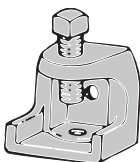


Fig. 2

Beam Clamps—Malleable Iron, Electroplated Finish

Catalog Number	Fig. No.	Description	Static Load Limit	Pkg. Per Box
BC1-TB*	1	Steel beam clamp, 1/4"-20 threaded openings, fits flanges up to 5/8" thick	75	50
BC2-TB*	1	Steel beam clamp, 5/16"-18 threaded openings, fits flanges up to 3/4" thick	320	50
510	2	Malleable iron beam clamp, 1/4"-20 threaded openings, fits flanges up to 5/8" thick	400	100
511-SC	2	Malleable iron beam clamp, #10-24 threaded openings, fits flanges up to 5/8" thick	400	100
500-SC	2	Malleable iron beam clamp, 1/4"-20 threaded openings, fits flanges up to 15/16" thick	450	100
509	2	Malleable iron beam clamp, #10-24 threaded openings, fits flanges up to 15/16" thick	375	100
501	2	Malleable iron beam clamp, 15/16"-18 threaded openings, fits flanges up to 7/8" thick	800	100
502	2	Malleable iron beam clamp, 3/8"-16 threaded openings, fits flanges up to 1" thick	1300	100
503-SC	2	Malleable iron beam clamp, 1/2"-13 threaded openings, fits flanges up to 1" thick	1300	100
507	2	Malleable iron beam clamp, 1/2"-13 threaded openings, fits flanges up to 1-3/8" thick	1700	100
508	2	Malleable iron beam clamp, 1/2"-13 threaded openings, fits flanges up to 2-1/8" thick	1700	100

Safety Factor of 3. Load Ratings based on bottom hole of Beam Clamp.

* CSA not applicable



Steel City® Hangers & Clamps

Conduit Hangers

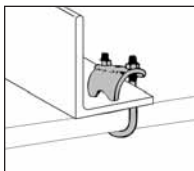


Fig. 1



Fig. 2



Fig. 3

Beam Clamps

Cat. No.	Fig. No.	Dimension in Inches		Qty. per box
		O.D. of Conduit or Pipe	Nom. Conduit or Pipe Size	
RCS Clamp-Steel				
RCS-1/2	1	.840	1/2	50
RCS-3/4	1	1.050	3/4	50
RCS-1	1	1.315	1	100
RCS-1-1/4	1	1.660	1-1/4	100
RCS-1-1/2	1	1.900	2	100
RCS-2	1	2.375	2	100
RC Clamp-Malleable Iron				
RC-3/8	1	.675	3/8	50
RC-1/2	1	.840	1/2	50
RC-3/4	1	1.050	3/4	50
RC-1	1	1.315	1	100
RC-1-1/4	1	1.660	1-1/4	100
RC-1-1/2	1	1.900	1-1/2	100
RC-2-SC	1	2.375	2	100
RC-2-1/2	1	2.875	2-1/2	100
RC-3	1	3.500	3	100
RC-3-1/2	1	4.000	3-1/2	100
RC-4-SC	1	4.500	4	100
EC Clamp-Malleable Iron				
EC-1/2	2	.840	1/2	50
EC-3/4	2	1.050	3/4	50
EC-1	2	1.315	1	100
EC-1-1/4	2	1.660	1-1/4	100
EC-1-1/2	2	1.900	1-1/2	100
EC-2	2	2.375	2	100
EC-2-1/2	2	2.875	2-1/2	100
EC-3	2	3.500	3	100
PC Clamp-Malleable Iron				
PC-3/8	3	.675	3/8	50
PC-1/2	3	.840	1/2	50
PC-3/4	3	1.050	3/4	50
PC-1	3	1.315	1	100
PC-1-1/4	3	1.660	1-1/4	100
PC-1-1/2	3	1.900	1-1/2	100
PC-2	3	2.375	2	100
PC-2-1/2	3	2.875	2-1/2	100
PC-3	3	3.500	3	100
PC-3-1/2	3	4.000	3-1/2	100
PC-4	3	4.500	4	100



Caractéristiques

- One-piece, heavy-duty construction ready to install right out of the box, no need to break apart and re-assemble, no screws or bolts to drop.
- Installs quickly and securely using one hand, universal bolt head accepts a range of tools
- One size fits EMT, rigid and cable conduit to strut channel
- Parallel hook design keeps conduits and cable square with strut
- Reconfigure cabling and conduit systems without complete disassembly. Remove cables easily without disturbing neighbouring clamps.

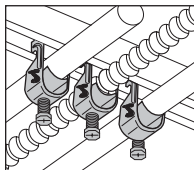


Fig. 1

Pipe Clamp

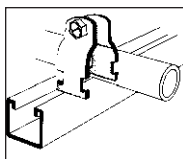
Cat. No.	Material	For EMT/Rigid Conduit Trade size	Outer diameter Cable Range (in.)	Design Load (lbs) safety factor=4	Pieces/ Carton
CPC050	Electro-galv comm. steel	1/2	0.650 - 0.890	200	100
CPC075	Electro-galv comm. steel	3/4	0.860 - 1.110	200	100
CPC100	Electro-galv comm. steel	1	1.100 - 1.400	200	100
CPC125	Electro-galv comm. steel	1-1/4	1.400 - 1.725	200	50
CPC150	Electro-galv comm. steel	1-1/2	1.690 - 1.980	200	50
CPC200	Electro-galv comm. steel	2	1.980 - 2.576	200	50
CPC250	Electro-galv comm. steel	2-1/2	2.576 - 3.060	350	25
CPC300	Electro-galv comm. steel	3	3.060 - 3.626	350	25
CPC350	Electro-galv comm. steel	3-1/2	3.626 - 4.126	350	25
CPC400	Electro-galv comm. steel	4	4.126 - 4.626	350	25

Available in Stainsteel 316L, add suffix SS6.



Steel City® Hangers & Clamps

Strut Accessories



Features

- We offer two pre-assembled pipe clamps that are easy to install.
- Both types of clamps are heavy-duty steel construction and are electrogalvanized.
- Quik Clamp is a true one-piece assembly with no loose parts to be fitted.
- The 703 Universal strap needs some assembly and one size fits both EMT and rigid conduit.

Quik-Clamp[™]



Fig. 1

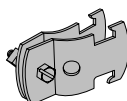


Fig. 2

Quik Clamp - Rigid Conduit

Cat. Number	Fig. no.	Conduit Size		Material Thickness		Design Load		Wt./C		Std. Pkg.	
		in.	(mm)	Gauge	in.	(mm)	Lb	kN	Lb		kg
QCR1/2EG	1	1/2	(15)	14	0.075	(1.9)	425	1.89	19	8.60	50
QCR3/4EG	1	3/4	(20)	14	0.075	(1.9)	425	1.89	21	9.50	50
QCR1EG	1	1	(25)	14	0.075	(1.9)	425	1.89	22	10.00	50
QCR1-1/4EG	1	1-1/4	(32)	14	0.075	(1.9)	425	1.89	25	11.40	50
QCR1-1/2EG	1	1-1/2	(40)	14	0.075	(1.9)	425	1.89	27	12.30	50
QCR2EG	1	2	(50)	14	0.075	(1.9)	425	1.89	30	13.60	25
QCR2-1/2EG	1	2-1/2	(65)	12	0.105	(2.6)	500	2.22	44	20.00	25
QCR3EG	1	3	(80)	12	0.105	(2.6)	500	2.22	50	22.70	25
QCR3-1/2EG	1	3-1/2	(90)	12	0.105	(2.6)	500	2.22	56	25.50	25
QCR4EG	1	4	(100)	12	0.105	(2.6)	500	2.22	59	26.80	25

Quik Clamp - Thinwall (EMT) Conduit

Cat. Number	Fig. no.	Conduit Size		Material Thickness		Design Load		Wt./C		Std. Pkg.	
		in.	(mm)	Gauge	in.	(mm)	Lb	kN	Lb		kg
QCE1/2EG	1	1/2	(15)	14	0.075	(1.9)	425	1.89	17	7.70	50
QCE3/4EG	1	3/4	(20)	14	0.075	(1.9)	425	1.89	19	8.60	50
QCE1EG	1	1	(25)	14	0.075	(1.9)	425	1.89	20	9.10	50
QCE1-1/4EG	1	1-1/4	(32)	14	0.075	(1.9)	425	1.89	23	10.50	50
QCE1-1/2EG	1	1-1/2	(40)	14	0.075	(1.9)	425	1.89	25	11.40	50
QCE2EG	1	2	(50)	14	0.075	(1.9)	425	1.89	28	12.70	25

703 Universal Straps

Cat. No.	Fig. No.	EMT, Rigid Conduit or Pipe Size	Material	Design Load (lbs.)	Std. Ctn.
703-1/2EG	2	1/2	16 ga.	400	100
703-3/4EG	2	3/4	14 ga.	550	100
703-1EG	2	1	14 ga.	550	100
703-1-1/4EG	2	1-1/4	14 ga.	800	50
703-1-1/2EG	2	1-1/2	14 ga.	800	50
703-2EG	2	2	14 ga.	800	50

See our Superstrut catalogue for a larger variety of pipe and cable clamps.

Features

Hanger Rod

- Sold per foot; standard length, 10 ft
- Also available in stainless steel (304 and 316) standard length 6 ft
- National coarse thread

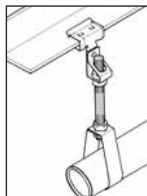


Fig. 1

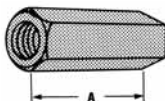


Fig. 2

Hanger Rods Continuous Threaded

Catalog Number	Fig. No.	Thread Size	Wt./Lb 100'	Design Load Lb	Description	Std. Quantity
H104-1/4x10EG	1	1/4	12.5	150	Threaded Rod	10
H104-3/8x10EG	1	3/8	29	610	Threaded Rod	10
H104-1/2x10EG	1	1/2	53.5	1130	Threaded Rod	10

Rod Couplers

Catalog Number	Fig. No.	Rod Size	Dimension A	Wt./C Lb	Description	Std. Quantity
H119-1/4EG	2	1/4	7/8	1.90	Rod Coupler	50
H119-3/8EG	2	3/8	1-1/8	3.50	Rod Coupler	25
H119-1/2EG	2	1/2	1-1/4	5.50	Rod Coupler	25

Steel City® Hangers & Clamps

Hardware

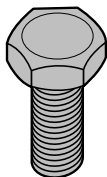


Fig. 1



Fig. 2

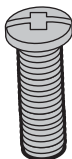


Fig. 3




Fig. 4



Fig. 5

Hardware Components

Catalog Number	Fig. No.	Description	Pkg. Per Box
E142-1/4x075EG	1	1/4"-20 x 3/4" hex head bolt	50
E142-1/4x100EG	1	1/4"-20 x 1" hex head bolt	50
E142-1/4x150EG	1	1/4"-20 x 1 1/2" hex head bolt	50
E145-1/4EG	2	1/4"-20 x 1/4" hex nut	100
SSF-MH1/4-3/8C	3	1/4"-20 x 3/8" bolt combo head	100
A100-1/4EG	4	Spring Nut 1/4"	100
A100-3/8EG	4	Spring Nut 3/8"	100
AC100-1/4EG	5	Springless Nut 1/4"	100
AC100-3/8EG	5	Springless Nut 3/8"	100