

E

## Blackburn®/Color-Keyed®/Homac® - Tools, dies and kits



—

E

**Blackburn/Color-Keyed/Homac -  
Tools, dies and kits**

---

# Table of contents

## Section E

<b>Warranty and service providers</b>	E4
<b>Manual compression tools</b>	E6
<b>Metric compression tools</b>	E12
<b>Power-assisted compression tools</b>	E13
<b>Manual and power-assisted compression tools</b>	E20
<b>Hydraulic pumps</b>	E24
<b>Cable strippers, cutters and other tools</b>	E27
<b>Installing dies</b>	E31
<b>Manual compression tools and cutters</b>	E47
<b>Cutting dies and other tools</b>	E48
<b>Replacement batteries</b>	E49
<b>Hydraulic PowerTap™ system</b>	E50
<b>Assorted die kits</b>	E51
<b>Tool cross reference</b>	E53

## Warranty and service providers



### Warranty and service providers

ABB Tool Service has a staff of highly trained, experienced and dedicated technicians and application specialists to support our customers in every aspect of their tooling needs.

The Tool Service department is capable of repairing all ABB tools, from small tools to large hydraulic pumps and crimping heads. The department is also responsible for warranty repairs and will supply a loaner tool when necessary.

For customers capable of repairing their own tools, Tool Service also sells the component parts. In addition, the department can provide the technical data and information required.

Other services include the calibration or certification of tools to meet applicable standards, including “in house” certification of tools for larger OEMs in conjunction with the ISO 9000 programs.

#### Corporate ABB Tool Service

8735 Hamilton Road, Southaven, MS 38671  
Tel.: 662-342-1545 ext. 3930  
1-800-284-8665  
Fax: 662-393-3929

#### Centre de réparation hydraulique Uptown Ltée

1213 rue Tellier  
Laval, Quebec H7C 2H1  
Tel.: 450-728-1818  
Fax: 450-667-8335

### Huskie Repair Depots for battery-operated tools are:

#### INNOVA Quebec

1040 Boulevard Industriel  
Granby, Quebec J2J 1A4  
Tel.: 450-777-1240 ext.: 230  
Fax: 450-372-9936  
yfabre@xtirpa.com

#### PEFCO Ontario

1734 Finch Avenue  
Pickering, Ontario L1V 1K4  
Tel.: 905-427-9294  
Fax: 904-427-0540  
jmasonpefco@sympatico.ca

### LINESTAR Utility Supply (4 branches)

#### British Columbia

17949 Roan Place  
Surrey, British Columbia V3S 5K1  
Tel.: 604-594-2701  
Toll free: 1-866-594-2701  
Fax: 604-594-2751  
sales@linstar.ca

#### Alberta

1 – 1381 Hastings Crescent SE  
Calgary, Alberta T2G 4C8  
Tel.: 403-243-1900  
Toll free: 1-877-248-6657  
Fax: 403-243-2063  
salesab@linstar.ca

#### Manitoba/Saskatchewan

1103 Keewatin Street  
Winnipeg, Manitoba R2X 2Z3  
Tel.: 204-783-9771  
Fax: 204-783-8951

#### Ontario

Unit 2 – 7015 Ordan Dr.  
Mississauga, Ontario L5T 1Y2  
Tel.: 905-564-5344  
Toll free: 1-844-564-5344  
Fax: 905-564-5354

Note: For CEMBRE tools, please contact your sales representative.

## Warranty and service providers

### Limited warranty

ABB manufactures its tools to be free of defects in material and workmanship for the time specified below. Should any defect occur during the specified time period, ABB will repair or replace the tool at its option.

### Limitations and exclusions

This warranty is in lieu of all other representations and expressed and implied warranties (including the implied warranties of merchantability and fitness for use) and under no circumstances shall ABB be liable for any incidental or consequential property damages or losses. This warranty is non-transferable and replacement of defective parts must be made at a facility designated by the manufacturer.

### 90 days

- Electronic alloy operated tools (printers, testers)
- Individual dies

### 1 year

- Pneumatic tools
- Cable cutters, strippers
- ID systems
- All NI-MH battery operated tools (Cembre)

### 2 years

- Mechanical hand tools with ratchet or Shure Stake® mechanism
- Hydraulic pumps (battery-operated tools included)

### 5 years

- Hydraulic tools (self-contained and remote heads)
- All LI-Ion battery-operated tools (Huskie)

Direct all inquiries to the ABB regional sales office in your area.

## Manual compression tools



### TBM45S crimp tool

- Wide range of #8 to #2 for copper lugs and #10 to #6 for aluminum lugs
- Each die has die code embossing
- Shure Stake mechanism ensures a properly completed crimp each time
- Colour-coded die wheel rotates into position for proper die nest adjustment
- Also installs up to green colour-coded C-Taps and MD2 series motor disconnects
- Requires two crimps per connector

Cat no.	Description	Pkg. qty.
TBM45S	Crimp tool with Shure Stake mechanism for #8–#2 copper and #10–#6 aluminum lugs	1

—  
02  
Crimp-Assist™ foot provides stability when work surface leverage is needed to crimp larger connectors.



01



02

	Conductor size					
	#10 Red	#8 Red	#6 Blue	#4 Grey	#2 Brown	#1 Green
<b>Copper connectors</b>						
One hole, short	—	54104	54134	54138	54107	—
	—	54130	54105	54106	54142	—
	—	54131	54135	54139	54143	—
	—	54132	54136	54140	54145	—
	—	54104	54205	54206	54207	—
Splice, short	—	54504	54505	54506	54507	—
One hole, long	—	54930BE	54905BE	54906BE	54942BE	—
Two hole, long	—	54850BE	54852BE	54854BE	54856BE	—
Splice, long	—	54804	54805	54806	54807	—
Cable joints	—	—	54610	54615	54620	—
Narrow tongue	—	—	—	55112	55116	—
C-taps	—	54705	54710	54715	54720	54725
Motor disconnects	—	MD8 series	MD6 series	MD4 series	MD2 series	—
<b>Aluminum connectors</b>						
One hole	60096	60101	60106	—	—	—
	60096	60102	60107	—	—	—
	60099	60103	60108	—	—	—
		60104	60109	—	—	—
Splices	60500	60501	60507	—	—	—
Bi-pins	—	61905A	61910A	—	—	—
Equipment lugs	—	61102	61107	—	—	—

## Manual compression tools

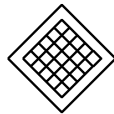


Creates indent-style crimp

### TBM4S dieless crimp tool

- Wide range of #8 to 250 kcmil for copper lugs and #8 to 4/0 for aluminum lugs
- Adjustable indenter eliminates the need to buy and maintain numerous individual dies
- Shure Stake mechanism ensures a properly completed crimp each time
- Easily adjusted by turning knurled adjusting wheel and aligning pointer with proper terminal size
- Dieless adjustable crimper for Color-Keyed compression connectors

Cat no.	Description	Pkg. qty.
TBM4S	Dieless crimp tool with Shure Stake mechanism for #8–250 kcmil copper and #8–4/0 aluminum lugs	1



Creates diamond-style crimp

### TBM5 and TBM5S\* crimp tools

- Wide range of #8 to 250 kcmil for copper and #10 to 4/0 for aluminum lugs and splices
- Also install C-taps from 54705 to 54750
- Shure Stake mechanism ensures a properly completed crimp each time (only in TBM5S)
- Include colour-coded, die-code-embossed installation dies

Cat no.	Colour code	Al	Cu	Die cat. no.	Pkg. qty.
TBM5 or TBM5S*	Red	10	8	13454	1
	Blue	8	6	13454	1
	Grey	6	4	13454	1
	Brown	–	2	13454	1
	Green	4	1	13455	1
	Pink	2	1/0	13455	1
	Black	–	2/0	13455	1
	Orange	–	3/0	13455	1
	Purple	–	4/0	13456	1
	Yellow	–	250	13456	1
	Gold	1	–	13457	1
	Tan	1/0	–	13457	1
	Olive	2/0	–	13457	1
	Ruby	3/0	–	13457	1
White	4/0	–	13485	1	

\* TBM5S includes shure steak mechanism; TBM5 does not.

### Carrying cases for TBM5 and TBM5S

Cat no.	Description	Pkg. qty.
295-31365M	Steel carrying case for TBM5, TBM5S, TBM6 and TBM6S	1
295-31365	Plastic carrying case for TBM5, TBM5S, TBM6 and TBM6S	1

## Manual compression tools



### TBM6 and TBM6S\* crimp tools

- Wide range of #8 thru 500 kcmil for copper lugs, splices and taps and #10 thru 350 kcmil for aluminum lugs and splices
- Also install 63105 through 63140 orange, green and blue H-Taps
- Shure Stake mechanism ensures a properly completed crimp each time (only in TBM6S)
- Complete with plastic carrying case and wire brush
- No dies included

Cat no.	Colour code	Al	Cu	Upper die cat. no.	Lower die cat. no.	Pkg. qty.
TBM6 or TBM6S*	Red	10	8	13475	13477	1
	Blue	8	6	13475	13477	1
	Grey	6	4	13472	13476	1
	Brown	–	2	13474	13477	1
	Green	4	1	13474	13477	1
	Pink	2	1/0	13475	13477	1
	Black	–	2/0	13474	13477	1
	Orange	–	3/0	13474	13477	1
	Purple	–	4/0	13475	13477	1
	Yellow	–	250	13473	13476	1
	Gold	1	–	13474	13477	1
	Tan	1/0	–	13474	13477	1
	Olive	2/0	–	13475	13477	1
	Ruby	3/0	–	13473	13476	1
	White	4/0	–	13473	13476	1
		Red	250	350	13472	13476
Blue		300	400	13472	13476	1
Brown		–	500	13478	13478	1

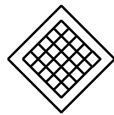
\* TBM6S includes shure stake mechanism; TBM6 does not.

### Carrying cases for TBM6 and TBM6S

Cat no.	Description	Pkg. qty.
295-31365M	Steel carrying case for TBM5, TBM5S, TBM6 and TBM6S	1
295-31365	Plastic carrying case for TBM5, TBM5S, TBM6 and TBM6S	1



## Manual compression tools



Creates diamond-style crimp

### TBM8 and TBM8S\* crimp tools

- Install coded copper lugs and connectors #8 through 500 kcmil
- Install aluminum lugs and connectors #10 through 350 kcmil
- Shure Stake mechanism ensures positive compression (only in TBM8S)
- Included dies are colour-coded and provide die-code embossing for easy installation and inspection
- Install all coded copper compression joints and a selection of small C-Taps
- Complete with installing dies and wire brush in plastic carrying case

Cat no.	Colour code	Al	Cu	Lower die cat. no.	Pkg. qty.
TBM8 or TBM8S*	Red	10	8	13461	1
	Blue	8	6	13461	1
	Grey	6	4	13461	1
	Brown	-	2	13461	1
	Green	4	1	13462	1
	Pink	2	1/0	13462	1
	Black	-	2/0	13462	1
	Orange	-	3/0	13462	1
	Purple	-	4/0	13463	1
	Yellow	-	250	13463	1
	Gold	1	-	13464	1
	Tan	1/0	-	13464	1
	Olive	2/0	-	13464	1
	Ruby	3/0	-	13464	1
	White	4/0	300	13465	1
	Red	250	350	13466	1
	Blue	300	400	13467	1
Brown	350	500	13468	1	

\* TBM8S includes shure steak mechanism; TBM8 does not.



### TBM840 crimp tool

- Wide range of #8 to 4/0 for copper connectors and splices
- Installs lugs and splices series 54000 and 58000
- 8-position colour-coded rotatable die
- Comfort hand grip
- Die index embossed for permanent inspectability
- Overall length: 23¾ in.
- Handle length: 16½ in.
- Weight: 8.8 lb

Cat no.	Description	Pkg. qty.
TBM840	Crimp tool for #8 to 4/0 copper lugs with rotating colour-coded die wheel	1

## Manual compression tools



### OD series manual compression tool

- Integral self-gauging system in tool head assures proper adjustment before each crimp
- Improved design reduces force to crimp by as much as 20%
- Teflon® over bronze bearings greatly reduces wear at linkage and pins; far superior to steel bearing surfaces
- All standard insert dies available for OD58 tool (“O” and “D”, 840, etc.), 5/8 in. fixed die in nose
- ODF tool has fixed “O” and “D” dies
- ODB tool has fixed “O” and “D” dies; accepts standard insert dies designed for MD6 tool
- Distribution of weight over tool length gives better balance, results in easier handling and positioning
- Optional fiberglass handles for greater strength, lighter weight, better insulating properties and lower moisture absorption rate
- ODF and ODB tools with insulated heads available as an option
- Lever action tool with hot stick handles of Glastrux Fiberglass, rated and tested for 100kV/ft./5 minutes
- Lever action results in minimum applied force to crimp

Cat no.	Description	Weight (lb)
OD58	Manual tool with 5/8 in. nose die and insert die cavity, straight wooden handles	6.5
OD581	Manual tool with 5/8 in. nose die and insert die cavity, straight fiberglass handles	6.0
OD583	Manual tool with 5/8 in. nose die and insert die cavity, curved wooden handles	6.5
ODF1	Manual tool with fixed O & D dies, fiberglass handles	6.0
ODB	Manual tool with fixed O & D dies, “D” die cavity accepts MD6 tool insert dies, straight wooden handles	–
ODB1	Manual tool with fixed O & D dies, “D” die cavity accepts MD6 tool insert dies, fiberglass handles	6.0
ODB3	Manual tool with fixed O & D dies, “D” die cavity accepts MD6 tool insert dies, curved wooden handles	6.5
ODH1	Insulating head cover	0.40

For hand tool with insulated head, add suffix 5 to catalogue number; e.g. OD585. Refer to pp. 31–46 for dies.

## Manual compression tools



### UT 3 M installation tool

Nothing to lose – a built-in  $\frac{5}{8}$  in. die is precision-cast and installs compression connectors from #8 to 4/0 AWG.

- One stroke of the tool develops full compression
- Ensures proper compression before jaws will release
- Only 2.2 lb

Cat no.	Description
UT 3 M	Installs compression connectors from #8 to 4/0 AWG



### UT 3 installation tool and upper dies

Removable, reversible die installs  $\frac{1}{2}$  in. and  $\frac{5}{8}$  in. compression connectors.

Perform additional installation work. UT3-4 G is a  $\frac{1}{2}$  in. and  $\frac{5}{8}$  in. gold upper die for ACSR and stranded wire. UT 3-4 R is a  $\frac{1}{2}$  in. and  $\frac{5}{8}$  in. red upper die for compressed and compact stranded wire

- One stroke of the tool develops full compression
- Only 2.2 lb

Cat no.	Description
<b>Installation tool</b>	
UT 3	Installs compression connectors on ACSR, stranded, compressed and compact stranded
<b>Upper dies</b>	
UT 3-4G	$\frac{1}{2}$ in. and $\frac{5}{8}$ in. gold upper die for ACSR and stranded
UT 3-4R	$\frac{1}{2}$ in. and $\frac{5}{8}$ in. red upper die for compressed and compact stranded

## Metric compression tools



### Specifications

- Wire range: 0.25–10 sq. mm
- Dimensions (L x W): 9.21 in. x 2.87 in.
- Weight: 1.15 lb

### TBM25MCC crimp tool

- For non-insulated metric connectors
- High-precision heat-treated steel jaws
- Ergonomically designed molded plastic grips
- Compact, lightweight and easy to use
- Toggle-action leverage reduces operator effort
- Shure Stake mechanism ensures a properly completed crimp each time
- Automatic handle opening after crimping operation

Cat no.	Description	Pkg. qty.
TBM25MCC	Mechanical crimp tool	1



### Specifications

- Output force: 25.8 tons
- Operating pressure: 10,000 psi nominal
- Dimensions (L x W): 12.4 in. x 4.7 in.
- Weight: 11.4 lb

### TBM26MCC 26-ton hydraulic crimping head

- Installs crimp-type electrical connectors on cables up to 500 mm<sup>2</sup>
- Includes male automatic coupler for connection to 10,000 psi hydraulic pump
- Optional adaptor (TBM26M-ADP) available for use with semicircular slotted dies common to most C-shaped heads (12 ton) available on the market
- Sturdy steel carrying case complete with die compartment for holding up to 10 sets of dies available on request

Cat no.	Description	Pkg. qty.
TBM26MCC	26-ton hydraulic presshead	1
TBM26M-ADP	Adaptor	1



### Specifications

- Output force: 58.4 tons
- Operating pressure: 10,000 psi nominal
- Dimensions (L x W): 12 in. x 7.9 in.
- Weight: 39.6 lb

### TBM60MCC 60-ton hydraulic crimping head

- Installs crimp-type electrical connectors on cables up to 1,000 mm<sup>2</sup>
- Includes male automatic coupler for connection to 10,000 psi hydraulic pump
- Optional adaptor (TBM60M-ADP) available for use with semicircular slotted dies common to most C-shaped heads (12 ton) available on the market
- Sturdy steel carrying case complete with die compartment for holding up to 10 sets of dies available on request

Cat no.	Description	Pkg. qty.
TBM60MCC	60-ton hydraulic presshead	1
TBM60M-ADP	Adaptor	1

Tools with adaptors can be used with standard 12- and 15-ton half shelled dies.  
Please contact your regional sales office for information concerning metric dies.

## Power-assisted compression tools



### Li inline 6-ton closed crimp tool

- Designed with a rotating 180° head and integrated LED work lights, offering more maneuverability in tight spaces, while still providing 6 tons of parallel-action crimping force
- Designed for one-handed control ram advancement and retraction with a rapid advance feature that decreases crimp time
- Accepts W-style dies
- Works with MAKITA LXT 18 V lithium-ion batteries‡

**Approx. 350 crimps per full battery charge (based on 3/0 AWG cable)**

### Specifications

- Capacity: Cu #8–600 kcmil, Al #8–400 kcmil
- Output force: 6 tons
- Dimensions (L x W x H): 18 in. x 3.5 in. x 4.5 in.
- Battery: 14.4 V DC
- Weight with battery: 8.75 lb

Cat no.	Description	Pkg. qty.
TBM62CR-LI	Li inline 6-ton closed crimp tool	1

‡ ABB Installation Products Inc. and its related companies are not affiliated, associated, authorized, sponsored, endorsed by or in any way officially connected with Makita Corporation or any of its subsidiaries or its affiliates. MAKITA and LXT are trademarks of Makita Corporation



### Li inline 6-ton open OD crimp tool

- Designed with a rotating 180° jaws and integrated LED work lights, offering more maneuverability in tight spaces, while still providing 6 tons of scissor-action crimping force
- Designed for one-handed control ram advancement and retraction with a rapid advance feature that decreases crimp time
- Accepts W-style dies

**Approx. 350 crimps per full battery charge (based on 3/0 AWG cable)**

### Specifications

- Capacity: Cu #8–300 kcmil, Al #8–4/0 kcmil
- Output force: 6 tons
- Dimensions (L x W x H): 22 in. x 3.5 in. x 4.5 in.
- Battery: 14.4 V DC
- Weight with battery: 8.75 lb

Cat no.	Description	Pkg. qty.
TBM6UCR-LI	Li inline 6-ton open OD crimp tool	1

## Power-assisted compression tools



### Li 6-ton open crimp tool

- Designed for one-handed control ram advancement and retraction
- Open yoke design with rotating head allows for maximum crimping flexibility
- Protective rubber insulated boot on head
- Rapid advance feature decreases crimp time
- Approx. 350 crimps per full battery charge (based on 3/0 AWG cable)

### Specifications

- Capacity: Cu #8–600 kcmil, Al #8–400 kcmil
- Output force: 6 tons
- Dimensions (L x W x H): 13 in. x 2.5 in. x 12 in.
- Battery: 14.4 V DC
- Weight with battery: 8.75 lb

Cat no.	Description	Pkg. qty.
TBM6PCR-LI	Li 6-ton open crimp tool equipped with lithium-ion (LI) battery technology.	1



### Li 6-ton closed crimp tool

- Designed for one-handed control ram advancement and retraction
- Rotating head allows maximum flexibility for crimping
- Rapid advance feature decreases crimp time
- Approx. 350 crimps per full battery charge (based on 3/0 AWG cable)

### Specifications

- Capacity: Cu #8–600 kcmil, Al #10–400 kcmil
- Output force: 6 tons
- Dimensions (L x W x H): 13 in. x 2.5 in. x 12 in.
- Battery: 14.4 VDC
- Weight with battery: 8.5 lb

Cat no.	Description	Pkg. qty.
TBM62PCR-LI	Li 6-ton closed crimp tool	1

## Power-assisted compression tools



### TBM6H 6-ton hydraulic crimping head

- Lightweight design – weighs less than 7 lb, including dies
- Embosses die code on connection for easy inspection
- Uses 6-ton series and Blackburn® “O” and “D” series dies colour-coded for easy matching with Color-Keyed connectors (refer to pp. 31–46)

### Specifications

- Installing range:
  - Up to 600 kcmil copper lugs and splices
  - Up to 400 kcmil aluminum lugs and splices
  - CHT814-10 to CHT214-9 copper H-taps
  - 63105 to 63148 aluminum H-taps
  - 54705 to 54750 C-taps
- Output force: 6 tons
- Dimensions (L x W x H): 12 in. x 2¼ in. x 3⅞ in.
- Weight: 6.5 lb

Cat no.	Description	Pkg. qty.
TBM6H	6-ton hydraulic head with steel case	1



### Li inline 6-ton open crimp tool

- Designed with rotating 180° jaws and integrated LED work lights, offering more maneuverability in tight spaces, while still providing 6 tons of scissor-action crimping force
- Designed for one-handed control ram advancement and retraction with a rapid advance feature that decreases crimp time
- Accepts W-style dies
- Approx. 500 crimps per full battery charge (based on 3/0 AWG cable)

### Specifications

- Capacity: Cu #8–500 kcmil, Al #10–350 kcmil
- Output force: 6 tons
- Dimensions (L x W x H): 20 in. x 3.5 in. x 4.5 in.
- Battery: 14.4 V DC
- Weight with battery: 8.75 lb

Cat no.	Description	Pkg. qty.
TBM6UNICR-LI	Li inline 6-ton open die crimp tool	1

## Power-assisted compression tools



### TBM14RH 14-ton remote hydraulic head

- Crimps connectors up to 900 kcmil copper and 750 kcmil aluminum
- Wide, 1.65 in. jaw opening accommodates large connectors

- Quick automatic coupler enables fast connection to hydraulic systems
- Requires hydraulic pump with working pressure of 10,000 psi
- Provides 14 tons of crimping force
- Includes carrying case (dies sold separately)
- Use standard ABB Color-Keyed 15500 series dies (refer to pp. 31–46)

### Specifications

- Installing range:
  - Up to 900 kcmil copper lugs and splices
  - Up to 750 kcmil aluminum lugs and splices
  - 54755 to 54775 C-taps
- Output force: 14 tons
- Dimensions (L x W x H): 9½ in. x 3¾ in. x 4⅞ in.
- Weight: 8.5 lb

Cat no.	Description	Pkg. qty.
TBM14RH	14-ton crimp remote head	1



Creates hex-style crimp

### 13100A 14-ton hydraulic crimping head

- Rugged design, made to last in field or on bench
- C-yoke provides maximum flexibility for crimping
- Uses standard ABB Color-Keyed 15500 series dies (refer to pp. 31–46)
- Operates on 10,000 psi hydraulic pumps

### Specifications

- Installing range:
  - Up to 900 kcmil copper lugs and splices
  - Up to 750 kcmil aluminum lugs and splices
  - CHT814-10 to CHT2502-6 copper H-taps
  - 63105 to 63148 aluminum H-taps
  - 54755 to 54775 C-taps
- Output force: 14 tons
- Operating pressure: 10,000 psi nominal
- Dimensions (L x W x H): 11½ in. x 2½ in. x 4¼ in.
- Weight: 10 lb

Cat no.	Description	Pkg. qty.
13100A	14-ton hydraulic head with steel case	1



## Power-assisted compression tools



### Li 14-ton open crimp tool

- Rotating head allows maximum flexibility for crimping
- Protective rubber boot on “C” head
- Rapid advance feature decreases crimp time

- Approx. 150 crimps per full battery charge (based on 3/0 AWG cable)
- Works with MAKITA LXT 18 V lithium-ion batteries‡

#### Specifications

- Installing range:
  - Up to 900 kcmil copper lugs and splices
  - Up to 750 kcmil aluminum lugs and splices
- Capacity: Cu #8–900 kcmil, Al #10–750 kcmil
- Output force: 14 tons
- Dimensions (L x W x H): 19 in. x 3.5 in. x 10.5 in.
- Battery: 14.4 V DC
- Weight with battery: 20 lb

Cat no.	Description	Pkg. qty.
TBM14CR-LI	Li 14-ton open crimp tool	1



### Battpac™ TBM15CR-LI hermetically sealed 15-ton battery-powered compression tool

- Rotating head allows maximum flexibility for crimping
- Protective rubber boot on head

- Rapid advance feature decreases crimp time
- Approx. 150 crimps per full battery charge (based on 3/0 AWG cable)
- Works with MAKITA LXT 18 V lithium-ion batteries‡

#### Specifications

- Installing range:
  - Up to 1500 kcmil copper lugs and splices
  - Up to 1250 kcmil aluminum lugs and splices
- Capacity: Cu #8–1,500 kcmil, Al #10–1,250 kcmil
- Output force: 14 tons
- Dimensions (L x W x H): 21.5 in. x 3.5 in. x 10.5 in.
- Battery: 14.4 V DC
- Weight with battery: 24 lb

Cat no.	Description	Pkg. qty.
TBM15CR-LI	Li 15-ton closed crimp tool	1
15500-TB	Die adaptor for 15500 series dies	1

‡ ABB Installation Products Inc. and its related companies are not affiliated, associated, authorized, sponsored, endorsed by or in any way officially connected with Makita Corporation or any of its subsidiaries or its affiliates. MAKITA and LXT are trademarks of Makita Corporation

## Power-assisted compression tools



Creates hex-style crimp

### TBM15I 15-ton hydraulic crimping head

- Head made of forged steel and insulated with rubber boot
- Longer, slimmer design enables easier access into tight spaces, such as in cable tray and central office applications

- Wider jaw opening eases crimping of larger lugs, C-taps and H-taps
- Uses 15600 series dies; can also use 15500 series dies with 15500-TB adaptor (refer to pp. 31–46)

### Specifications

- Installing range:
  - Up to 1,500 kcmil copper lugs and splices
  - Up to 1,000 kcmil aluminum lugs and splices
  - CHT814-10 to CHT750-350-1F copper H-taps
  - 63105 to 63180 aluminum H-taps
  - 54755 to 54790 C-taps
- Output force: 15 tons
- Operating Pressure: 10,000 psi nominal
- Dimensions (L x W x H): 15<sup>3</sup>/<sub>4</sub> in. x 2<sup>5</sup>/<sub>8</sub> in. x 4<sup>3</sup>/<sub>8</sub> in.
- Weight: 16.5 lb

Cat no.	Description	Pkg. qty.
TBM15I	Insulated 15-ton hydraulic head with steel case	1

15600 series – Fits directly into tool for larger size connectors, 800 kcmil–1500 kcmil.  
15500 series – Used in conjunction with 15500-TB adaptor, #8 AWG–750 kcmil.



Creates hex-style crimp

### 21940 40-ton hydraulic crimping head

- Compact design delivers maximum pressure for larger lugs and splices
- Ideal for applications requiring larger lugs up to 2000 kcmil
- Uses 11300 and 11400 series dies (refer to pp. 31–46)


### Specifications

- Installing range:
  - Up to 2,000 kcmil copper lugs and splices
  - Up to 2,000 kcmil aluminum lugs and splices
- Output force: 40 tons
- Operating pressure: 10,000 psi nominal
- Dimensions (L x W x H): 12 in. x 4<sup>3</sup>/<sub>4</sub> in. x 7<sup>3</sup>/<sub>8</sub> in.
- Weight: 40 lb

Cat no.	Description	Pkg. qty.
21940	40-ton hydraulic press with steel carrying case	1

Suggested replacement oil ABB cat. no. 21061 or any light weight hydraulic fluid or automatic transmission fluid is recommended. Do not use silicon-based fluids.

## Power-assisted compression tools



Creates hex-style crimp

### TBM12 12-ton hydraulic crimp head

- Rugged steel construction is durable for most applications
- Includes five sets of multi-nested dies
- Dies emboss die code on connectors for easy inspection
- Closed yoke design yields maximum crimp performance
- Uses TBM12D style dies (refer to pp. 31–46)

### Specifications

- Installing range:
  - Up to 900 kcmil copper lugs and splices
  - Up to 750 kcmil aluminum lugs and splices
  - 54755 to 54775 C-taps
- Output force: 12 tons
- Operating pressure: 10,000 psi nominal
- Dimensions (L x W x H): 14¼ in. x 2½ in. x 3⅞ in.
- Weight: 9 lb

Cat no.	Description	Pkg. qty.
TBM12	12-ton hydraulic head with steel case	1

If using old style 11700 series die set, use adaptor, cat. no. TBM12D-AR (not included) for adaptation to the above tool. Order adaptor separately.



Creates hex-style crimp

### 13642M 12-ton hydraulic crimping head

- Rugged steel construction is durable for most applications
- Used for Color-Keyed and Sta-Kon® connectors
- The only military-listed hydraulic head (Mil. Spec. MS25441-1)
- Uses 11700 series dies for Color-Keyed connectors (refer to pp. 31–46)

### Specifications

- Installing range:
  - Up to 900 kcmil copper lugs and splices
  - Up to 750 kcmil aluminum lugs and splices
  - 54755 to 54775 C-taps
- Output force: 12 tons
- Operating pressure: 10,000 psi nominal
- Dimensions (L x W x H): 14½ in. x 2½ in. x 3<sup>5</sup>/<sub>16</sub> in.
- Weight: 9 lb

Cat no.	Description	Pkg. qty.
13642M	12-ton hydraulic head with steel case	1

## Manual and power-assisted compression tools

### Smart™ Tool

- Automatically compresses to the correct depth based on size of connector in jaws
- C-type head swivels 90° for easy crimp positioning
- Forged steel construction is well suited for both field and bench work
- Installs both Color-Keyed and non-insulated Sta-Kon® connectors

### How the Smart tool works

The Smart Tool was engineered with built-in intelligence\* that enables it to sense the connector barrel diameter and automatically apply just the right amount of compression force. This eliminates virtually all air spaces and forms the connector and conductor strands into a solid mass, resulting in a high-quality, low-resistance connection. In addition, the tool clearly embosses each compression for positive verification that the correct tool was used.

\* Novopress System

### Uniform, dependable connections

The Smart Tool gives you consistent, high-quality compression connections over a wide range of connector sizes. Available in manual, battery-powered and air-operated versions, this tool easily installs lugs and splices from #8 AWG through 900 kcmil copper or 750 kcmil aluminum — without changing dies. For the specified wire range, all you need is one tool. You always have the right die size, eliminating die selection mistakes.

### Lower installation costs

Productivity will be greatly improved with the Smart Tool, especially when installing a variety of connector sizes or types. Initial investment is low, requiring minimal tool inventory. These benefits add up to lower installed cost.

### C-type yoke offers installation convenience

The C-type yoke configuration and large die spacing enable the Smart Tool to slip directly over the connector. This means added speed and convenience when installing two-way splice connectors, especially in confined spaces.

### Smart™ tool range-taking features

The following size Color-Keyed lugs and splice connectors, when crimped with the Smart Tool, produce these range-taking capabilities:

Copper (AWG or kcmil)		Aluminum (AWG or kcmil)	
Standard wire size	Range taking	Standard wire size	Range taking
1/0	#6-1/0	1/0	#6-1/0
2/0	#1-2/0	2/0	#1-2/0
4/0	#2-4/0	4/0	#2-4/0
300	#2/0-300	300	#2/0-300
350	250-350	350	250-350
500	250-500	500	4/0-500
750	500-750	750	500-750

## Manual and power-assisted compression tools



Creates indent-style crimp

### TBM8-750M-1 12-ton dieless manual hydraulic Smart™ Tool

#### Specifications

- Installing range:
  - Up to 900 kcmil copper lugs and splices
  - Up to 750 kcmil aluminum lugs and splices
- Output force: 12 tons
- Dimensions (L x W): 21½ in. x 4<sup>7</sup>/<sub>32</sub> in.

Cat no.	Description	Pkg. qty.
TBM8-750M-1	12-ton dieless manual hydraulic compression tool	1



Creates indent-style crimp

### Battpac™ LT TBM8-750BSCR 12-ton dieless battery-powered Smart™ Tool

#### Specifications

- Installing range:
  - Up to 900 kcmil copper lugs and splices
  - Up to 750 kcmil aluminum lugs and splices
  - Min. of 40 crimps (4/0 AWG per battery charge)
- Output force: 12 tons
- Dimensions (L x W x H): 19½ in. x 3<sup>7</sup>/<sub>8</sub> in. x 8½ in.
- Battery: Ni-MH 14.4 V 3.0 Ah
- Weight with battery: 9 lb

Cat no.	Description	Pkg. qty.
TBM8-750BSCR	12-ton dieless battery-powered compression tool Includes carrying case, charger, two batteries and carry strap	1

## Manual and power-assisted compression tools



Creates indent-style crimp

### TBM8-750 12-ton dieless Smart™ hydraulic head

#### Specifications

- Installing range:
  - Up to 900 kcmil copper lugs and splices
  - Up to 750 kcmil aluminum lugs and splices
- Output force: 12 tons
- Operating pressure: 10,000 psi nominal
- Dimensions (L x W x H): 14½ in. x 4⅞ in. x 2⅞ in.
- Weight: 9 lb

Cat no.	Description	Pkg. qty.
TBM8-750	12-ton dieless hydraulic compression head	1

#### Options

Cat no.	Description
TBM8-750G	Field compression gauging kit for above tools
TBM8-750C20	Die set installs cat. no. 54720 copper "C" taps
TBM8-750C2530	Die set installs cat. nos. 54735, 54730 copper "C" taps
TBM8-750C3540	Die set installs cat. nos. 54735, 54740 copper "C" taps
TBM8-750C4550	Die set installs cat. nos. 54735, 54750 copper "C" taps

Cat no.	Description
TBM8-750CL	Die set installs cat. nos. 54755 through 54775 copper "C" taps
TBM8-750HG	Die set installs cat. nos. 63110 through 63118 and 63125 copper "H" taps
TBM8-750HB	Die set installs cat. nos. 63140 through 63148 copper "H" taps



Creates hex-style crimp

### TBM14M 14-ton manual hydraulic crimp tool

- Features fiberglass handles for insulation and ease of use in tight spaces
- Two-stage pump provides rapid advance for fast installation
- Uses standard ABB Color-Keyed 15500 series dies (refer to pp. 31–46)

#### Specifications

- Installing range:
  - Up to 900 kcmil copper lugs and splices
  - Up to 750 kcmil aluminum lugs and splices
  - CHT814-10 to CHT2502-6 copper H-taps
  - 63105 to 63148 aluminum H-taps
  - 54755 to 54775 C-taps
- Output force: 14 tons
- Length: 24 in.
- Weight without dies: 15.4 lb



TBM15MG

Cat no.	Description	Pkg. qty.
TBM14M	14-ton manual hydraulic crimp tool with case	1
TBM15MG	15-ton force test gauge	1

## Manual and power-assisted compression tools



### Li inline 12-ton open crimp tool

- Designed for one-handed control ram advancement and retraction
- Rotating head allows maximum flexibility for crimping and a protective rubber boot on “C” head
- Rapid advance feature decreases crimp time
- Approx. 150 crimps per full battery charge (based on 3/0 AWG cable)
- Works with MAKITA LXT 18 V lithium-ion batteries‡

### Specifications

- Capacity: Cu #8–750 kcmil, Al #8–750 kcmil
- Output force: 12-ton
- Dimensions (L x W x H): 16.5 in. x 3.3 in. x 12.6 in.
- Battery: 14.4 V DC
- Weight with battery: 16.8 lb

Cat no.	Description	Pkg. qty.
TBM12PCR-LI	Li inline 12-ton open die crimp tool	1

‡ ABB Installation Products Inc. and its related companies are not affiliated, associated, authorized, sponsored, endorsed by or in any way officially connected with Makita Corporation or any of its subsidiaries or its affiliates. MAKITA and LXT are trademarks of Makita Corporation

## Hydraulic pumps



### 13606 foot/hand-operated and 13604 hand-operated hydraulic pump

- 13606 operates with either foot or hand; 13604 is hand operated only
- Operate all ABB hydraulic heads
- Built-in safety bypass valve
- Factory set at 9,800 psi

### Specifications

- Nominal pressure: 9,800 psi
- Pumping capacity: 2.6 cu. in./min. at 200 psi  
0.16 cu. in./min. at 10,000 psi
- Reservoir volume: 125 cu. in. (0.54 gal.)
- Max. handle force: 130 lb
- Dimensions (L x W x H): 23 in. x 5¾ in. x 6¾ in.
- Weight: 29 lb

Cat no.	Description	Pkg. qty.
13606	Combination hand- or foot-operated hydraulic pump	1
13604	Hand-operated hydraulic pump	1



### Battpac™ BPLT13970P2 pump

- Small and lightweight
- 60 minutes full recharge
- Highly visible display indicates battery power level
- Socket for 24 VDC external connection
- Operation in any position: on its side or upright
- Separate operation/release buttons protect against accidental operation
- Energy consumption limited by automatic shut-off
- Easily accessible oil top-up inlet

### Battery performance guide

In tests, the number of crimps obtained from a fully charged battery, using a remote crimping head, was:

- 102 crimps for Cu connectors on 250 kcmil Cu conductor
- 98 crimps for C-tap connectors on #2 AWG Cu conductor
- 76 crimps for Cu sleeve connectors on 500 kcmil Cu conductor

### Specifications

- Nominal pressure: 10,000 psi
- Pumping capacity: 30 cu. in./min.
- Reservoir volume: 60 cu. in. (0.26 gal.)
- Dimensions (L x W x H): 13½ in. x 6½ in. x 12¾ in.
- Battery: Ni-MH 24 V, 3.0 Ah
- Weight with battery: 20.9 lb

Cat no.	Description	Pkg. qty.
BPLT13970P2	Battpac pump includes canvas accessories carrying bag, carrying strap, remote hand controller, two batteries, battery charger and non-drip couplings	1
BPLT13970RB	Ni-MH 24 V replacement battery	1
BPLT13970RP	Canvas backpack for pump	1
BPLT13970DC	Power connecting cable with clips	1
BPLT13970FS	Remote foot pedal controller	1

Suggested replacement oil ABB cat. no. 21061 or any light weight hydraulic fluid or automatic transmission fluid is recommended. Do not use silicon-based fluids.



## Hydraulic pumps



### 13600 electric hydraulic pump

- Designed for use with single-acting cylinders and tools rated for 10,000 psi operation
- Supplied with metal carrying case
- 13620 hand switch and 13619 hydraulic hose, both sold separately, required for operation

### Specifications

- Motor: ½ hp, 115 V 50–60 Hz 10 A
- Pumping capacity:
  - 170 cu. in./min. at 100 psi
  - 32 cu. in./min. at 1,000 psi
  - 25 cu. in./min. at 5,000 psi
  - 18 cu. in./min. at 10,000 psi
- Reservoir volume: 104 cu. in. (0.45 gal.)
- Basic pump dimension: (L x W x H)  
6 in. x 8 in. x 16 in.
- Weight: 25 lb
- Nominal pressure: 10,000 psi

Cat no.	Description	Pkg. qty.
13600	Electric hydraulic pump – hand or foot switch and nonmetallic hose (sold separately) required for operation	1
<b>Accessories</b>		
13620	Hand switch – 10 ft.	1
13589A	Foot switch – 10 ft.	1
13619	10 ft. nonmetallic hose	1
13618	20 ft. nonmetallic hose	1
13600S	“Sled” type stand for 13600 pump	1

Suggested replacement oil ABB cat. no. 21061 or any light weight hydraulic fluid or automatic transmission fluid is recommended. Do not use silicon-based fluids.



### 13610A electric hydraulic pump with Shure Stake control

- Shure Stake control mechanism requires 9,800 psi pump pressure before recycling to prevent under-crimping
- Designed for use with single-acting cylinders and tools rated for 10,000 psi operation
- Supplied with metal carrying case

### Specifications

- Motor: ½ hp, 115 V 50–60 Hz 12.5 A
- Pumping capacity:
  - 170 cu. in./min. at 100 psi
  - 32 cu. in./min. at 1,000 psi
  - 25 cu. in./min. at 5,000 psi
  - 18 cu. in./min. at 10,000 psi
- Reservoir volume: 104 cu. in. (0.45 gal.)
- Basic pump dimension: (L x W x H)  
8½ in. x 10½ in. x 16 in.
- Weight: 35 lb
- Nominal pressure: 10,000 psi

Cat no.	Description	Pkg. qty.
13610A	Electric hydraulic pump with Shure Stake – hand or foot switch and nonmetallic hose (sold separately) required for operation	1
<b>Accessories</b>		
13611	Hand switch – 10 ft.	1
13612	Foot switch – 10 ft.	1
13619	10 ft. nonmetallic hose	1
13618	20 ft. nonmetallic hose	1

Suggested replacement oil ABB cat. no. 21061 or any light weight hydraulic fluid or automatic transmission fluid is recommended. Do not use silicon-based fluids.

## Hydraulic pumps



### 13810 heavy-duty electric hydraulic pump with Shure Stake control


- Designed for perfect crimps every time in heavy-duty OEM applications
- Heavy-duty OEM two-stage pump with high flow rate
- Shure Stake control mechanism requires 9,800 psi pump pressure before recycling to prevent under-crimping
- Requires hand or foot control (sold separately)

### Specifications

- Motor rating: 1½ hp, 115 V, 60 Hz, 23 A
- Pumping capacity:
  - 235 cu. in./min. at 200 psi
  - 61 cu. in./min. at 8,000 psi
- Reservoir volume: 462 cu. in. (2 gal.)
- Dimensions (L x W x H): 10¾ in. x 15 in. x 20¾ in.
- Weight: 60 lb
- Nominal pressure: 10,000 psi

Cat no.	Description	Pkg. qty.
13810	Heavy-duty electric hydraulic pump with Shure Stake control — hand or foot switch and nonmetallic hose (sold separately) required for operation	1
<b>Accessories</b>		
13611	Hand switch – 10 ft.	1
13612	Foot switch – 10 ft.	1
13619	10 ft. nonmetallic hose	1
13618	20 ft. nonmetallic hose	1
21061	Hydraulic oil	1
13798	Male pioneer quick disconnect coupler	1
13799	Female pioneer quick disconnect coupler	1
13614	Metallic reinforced hose for OEM operations – 10 ft.	1

Suggested replacement oil ABB cat. no. 21061 or any light weight hydraulic fluid or automatic transmission fluid is recommended. Do not use silicon-based fluids.



Creates diamond-style crimp

### 25000 air-operated bench-mount crimp tool

- Installs copper and aluminum connectors on wire sizes from #8 AWG to 500 kcmil
- Compact, heavy-duty pneumatic air tool
- Simple to operate – just insert stripped wire into connector barrel, position it in crimping nest and depress foot pedal to actuate crimping dies
- Uses same crimping dies as TBM6S (13000 series) (see page 33)

Cat no.	Description	Pkg. qty.
25000	Air-operated bench-mount crimp tool	1

## Cable strippers, cutters and other tools



BCT840, BCT840S



TBM55V, TBM5V

### Battery connector crimp tools

- Available with Shure Stake mechanism to ensure a complete crimp every time (BCT840S)
- Crimps casting and tubular battery connectors ranging from 4 AWG to 4/0 AWG
- Heavy-duty crimping tool including die for 8 AWG-4/0 battery connectors, lugs and splices
- The single die is an integral part of the tool; no dies to lose or misplace



### BCS8-40 battery cable stripper

Cat no.	Description	Pkg. qty.
BCS8-40	Cable stripper for 8 –4/0 AWG battery cable with replacement blade provided in the handle	1



### 368-CK cable stripper

Cat no.	Description	Pkg. qty.
368-CK	Cable stripper for #1 AWG to 1,000 kcmil	1



### 364RF/366RF cable cutters with fiberglass handles

Cat no.	Description	Pkg. qty.
364RF	Cutter for up to 500 kcmil copper and aluminum	1
366RF	Cutter for up to 1,000 kcmil copper and aluminum	1

For copper and aluminum cable only. Not for steel.  
Contact Tool Service for replacement blades.

## Cable strippers, cutters and other tools



### TBM40HC hand-operated hydraulic cutting tool

- Specifically designed to cut copper, aluminum and telecommunications cables up to 3.35 in. O.D.
- Offers dual-speed action: fast advancing speed for rapid approach of blades to cable and slower, more powerful speed for cutting
- Blades manufactured from high-strength, heat-treated steel to ensure long service life
- Head easily opens to enable cutting of existing run cables
- Head rotates 180°, enabling operator to position for easiest use
- Automatic safety valve bypasses hydraulic system when reaching maximum pressure
- Pressure release device can also be activated during any point of operation

### Specifications

- Max. cutting capacity: 3.35 in. O.D.
- Dimensions (L x W ): 25.69 in. x 6.89 in.
- Weight: 14.55 lb

Cat no.	Description	Pkg. qty.
TBM40HC	Hand-operated hydraulic cutting tool	1

Contact Tool Service for replacement blades.



### CSR750 cable cutter

- Special advance stroke mechanism requires less handle force
- Cuts copper or aluminum cables up to 750 kcmil
- Short handles (only 10 in. long) enable use in tight spaces

Cat no.	Description	Pkg. qty.
CSR750	Cutter for up to 750 kcmil copper or aluminum	1

Contact Tool Service for replacement blades.

## Cable strippers, cutters and other tools



### Li cutter for up to 1,500 kcmil Al

- Designed for one-handed control of blade advancement and retraction
- Cuts up to 1,000 kcmil copper and 1,500 kcmil (2½ in. O.D.) aluminum (not for use on ACSR)

### Specifications

- Capacity: Cu 1,000 kcmil, Al 1,500 kcmil (ACSR – do not cut)
- Dimensions (L x W x H): 16 in. x 4.5 in. x 5 in.
- Battery: 14.4 VDC
- Weight with battery: 5.8 lb

Cat no.	Description
TBM54CT-LI	Li cutter for up to 1,000 kcmil Cu and 1,500 kcmil Al



### Li cutter for 750 kcmil Cu, 636 kcmil ACSR

- Designed for one-handed control of blade advancement and retraction
- Cuts up to 750 kcmil copper, 2½ in. O.D. aluminum and 636 kcmil ACSR

### Specifications

- Capacity: Cu 750 kcmil, Al 1,500 kcmil, ACSR 636 kcmil
- Dimensions (L x W x H): 16 in. x 4.5 in. x 5 in.
- Battery: 14.4 VDC
- Weight with battery: 5.8 lb

Cat no.	Description
TBM54CTS-LI	Li cutter for 750 kcmil Cu, 636 kcmil ACSR

## Cable strippers, cutters and other tools



### Li cutter for steel, ACSR, Al, Cu

- Designed for one-handed control of blade advancement and retraction
- Rotating head to allow maximum flexibility for cutting

- Features a two-stage rapid advance ram for reduced cycles with overload bypass protection, which will pop off if the material is beyond the cutter's capacity
- Cuts up to 1½ in. O.D. copper, aluminum and ACSR cable
- Cuts rebar, ground rod up to ⅝ in. and wire rope up to ¾ in.
- 14.4 V DC

### Specifications

- Capacity: Wire rope ¾ in., rebar ⅝ in., ground rod ⅝ in. ACSR 1½ in., Cu/Al cable 1½ in.
- Dimensions (L x W x H): 17.5 in. x 2.5 in. x 13 in.
- Battery: 14.4 V DC
- Weight with battery: 14.6 lb

Cat no.	Description	Pkg. qty.
TBM58PCTS-LI	Li cutter for steel, ACSR, Al, Cu	1



### 297-32136 hydraulic cutting head

- Heavy-duty cutter with high strength steel blades
- Cuts both aluminum and copper wire to 1½ O.D.
- Cutter supplied with carrying case

### Specifications

- Max. cutting capacity (aluminum and copper): 1½ in. O.D.
- Dimensions (L x W x H): 14½ in. x 2½ in. x 4 in.
- Weight: 8.5 lb

Cat no.	Description	Pkg. qty.
297-32136	Hydraulic cutting head	1

Contact Tool Service for replacement blades.



### TBM40HCRH hydraulic cutting head

- Heat-treated, high-strength steel blades for clean cuts and long service life

- Quick automatic coupler speeds connection to hydraulic systems
- Cutter supplied with carrying case

### Specifications

- Max. cutting capacity (copper, aluminum and telecommunications cable): Up to 3.35 in. O.D.\*
- Hydraulic Operating Pressure: 10,000 psi (maximum)
- Dimensions (L x W): 15.94 in. x 5.63 in.
- Weight: 10.8 lb

\* Not designed for cutting steel-reinforced conductors

Cat no.	Description	Pkg. qty.
TBM40HCRH	Hydraulic cutting head	1

Contact Tool Service for replacement blades.

## Installing dies



Insert dies for TBM6H hydraulic head and type OD tools

Cat no.	Description or colour codes	Cat no.	Description or colour codes
OJB	0	BY37	840 (EEI 11A)
DBL	D	BY55	Wire cutter (2/0 max.)
BY39	510 Hex (non-bow)	BY63	Orange (Nicopress)
BY41	635 Hex (non-bow)	BY65	Plum
BY43	747 Hex (non-bow)	BY15C*	7/32 Red
BY45	T	BY17C*	1/4 Blue
BY47	K	BY19C*	5/16 Grey
BY49	B	BY21C*	3/8 Brown
BY51	J	BY23C*	1/2 Pink
BY53	P	BY24C*	1/2-1 Gold
BY13	3/16	BY25C*	9/16 Tan/orange
BY15*	7/32 (EEI-1 index 236)	BY27C*	11/16 Yellow
BY17	1/4	BY31C*	5/8-1 Olive/purple
BY19	5/16 (index 161.242)	BY32C*	Ruby
BY21	3/8	BY35C*	781 White
BY23	1/2 (index 163)	BY37C*	840 Red
BY25	9/16	BY28C*	17/32 Black
BY27	11/16	BY53C*	P Green
BY29	19/32	BG-1-BB	Canvas bag for OD58
BY31	5/8-1 (index 165)	ODH1	Insulating head cover
BY33	737	-	-
BY35	781	-	-

\*Can also be used with OD58 tool.

### Cross-reference for 21940 (40-ton) tool dies

Die designation	Die code	ABB		Burdny part no.	
		cat. no.	Copper	Aluminum	
-	66	11409	30RT	28RT	
840	71 / 76	11363 / 11410	31RT / 32RT	29RT / 30RT	
1	87	11423	34RT	31RT	
1 1/8	94 / 99	11364 / 11424	36RT / 38RT	32RT / 34RT	
-	106	74506	39RT	36RT	
1 5/16	107 / 112	11425 / 11426	40 RT	40 RT	
1 1/2	115 / 125	11308 / 11416	44 RT	39 ART	
1 5/8	140	11418	-	40RT	
1 3/4	150 / 161	11419 / 11420	46RT	44RT	
-	175	11421	-	-	



Insert dies for hydraulic heads\* – JB12B, 13100A, TBM14M, TBM14CR-LI, TBM14RH, TBM15I, TBM15CR-LI

Cat no.	Description or colour codes	Cat no.	Description or colour codes
B58CS	5/8 Die set	B75AH	-
HO	"O" Die set	B76AH	-
HD	"D" Die set	B76SH	-
HN	"N" Die set	B06CHI	Pink/gold #1/0 AWG Cu
HU	"U" Die set	B08CH	Tan/orange #3/0 AWG Cu
HBKC	BKC	B09CH	Olive/purple #4/0 AWG Cu
HBKT	BKT	B11CH	Red/blue #350/400 kcmil Cu
B24EA	EEI 8A	B10SH	-
B30EA	EEI 9A	B05CH	Green #1 AWG Cu
B39EA	EEI 10A	B26CH	Ruby/yellow #250 kcmil Cu
B49EA	EEI 11A (840)	B71CH	Red #8 AWG Cu
B61EA	EEI 12A	B72CH	Black #2/0 AWG Cu
B80EA	EEI 13A	B73CH	Blue #6 AWG Cu
B20AH	EEI14A	B74CH	Grey #4 AWG Cu
B71AH	-	B75CH	Brown #2 AWG Cu
B72AH		B76CH	Pink #500 kcmil Al
B73AH		B10CHI	White #300 kcmil Cu
B74AH		B12CHI	Brown #500 kcmil Cu

\*Adaptor 15500-TB required with ABB 15-ton tools.

## Installing dies

### Dies for lugs and splices

Connector size			TBM6H				TBM6PCR-LI, TBM62PCR-LI, TBM62CR-LI, TBM6UNICR-LI				TBM15CR-LI/ TBM15I****	
Code copper (AWG or kcmil)	Flex/24	Al/Cu (AWG or kcmil)	Color code	Die cat. no.	Die code no.	Die cat. no.	Die code no.	Hex-Flex die cat. no.	Hex-Flex die code no.	Die cat. no.	Die code no.	
8	37/24	#10	Red	6TON21SS	21	6TON21SS	21	6TON21XSS	21X	15520SS	21	
6	61/24	#8	Blue	6TON24SS	24	6TON24SS	24	6TON24XSS	24X	15522SS	24	
4	91/24	#6	Grey	6TON29SS	29	6TON29SS	29	6TON29XSS	29X	15527SS	29	
2	125/24	-	Brown	6TON33SS	33	6TON33SS	33	6TON33XSS	33X	15528SS	33	
1	150/24	#4	Green	6TON37SS	37	6TON37SS	37	6TON37XSS	37X	15513SS	37	
1/0	225/24	#2	Pink	6TON42SS	42	6TON42SS	42	6TON42XSS	42X	15508SS	42	
2/0	275/24	-	Black	6TON45SS	45	6TON45SS	45	6TON45XSS	45X	15526SS	45	
3/0	325/24	-	Orange	6TON50SS	50H	6TON50SS	50H	6TON50XSS	50X	15530SS	50	
4/0	450/24	-	Purple	6TON54SS	54H	6TON54SS	54H	6TON54XSS	54X	15511SS	54	
250	550/24	-	Yellow	6TON62SS	62H	6TON62SS	62H	6TON62XSS	62X	15510SS	62	
-	-	#1	Gold	6TON45SS	45	6TON45SS	45	-	-	15526SS	45	
-	-	1/0	Tan	6TON50SS	50H	6TON50SS	50H	-	-	15530SS	50	
-	-	2/0	Olive	6TON54SS	54H	6TON54SS	54H	-	-	15511SS	54	
-	-	3/0	Ruby	6TON60SS	60H	6TON60SS	60H	-	-	15532SS	60	
300	-	4/0	White	6TON66SS	66H	6TON66SS	66H	6TON66X	66X	15534SS	66	
350	775/24 (Short)	250	Red	6TON71SS	71H	6TON71SS	71H	-	-	15514SS	71	
400	775/24 (Long)	300	Blue	6TON76SS	76H	6TON76SS	76H	-	-	15512SS	76	
-	925/24*	-	-	6TON80SS	80H	6TON80SS	80H	-	-	15517SS	80	
-	-	-	-	-	-	-	-	-	-	15606	80	
500	-	350	Brown	6TON87SS	87H	6TON87SS	87H	-	-	15506SS	87	
600	1100/24	400	Green	6TON94SS	94H	6TON94SS	94H	-	-	15536SS	-	
-	1325/24**	-	Pink	-	-	-	-	-	-	-	-	
700	-	500	Pink	-	99H	-	-	-	-	15505SS	-	
750	-	650	Black	-	106H	-	-	-	-	15515SS	-	
800	-	-	Orange	-	107H	-	-	-	-	15540SS	-	
-	-	700	Purple	-	112H	-	-	-	-	-	-	
900	195/24	750	Yellow	-	115H	-	-	-	-	15504SS	-	
1000	-	800	-	-	-	-	-	-	-	-	-	
1250	-	1000	-	-	-	-	-	-	-	-	-	
1500	-	-	-	-	-	-	-	-	-	-	-	

\* Standard barrel only. Long barrel requires Brown 87H.

\*\* Standard barrel only. Long barrel requires Black 106H.

\*\*\* 15500 Series dies require 15500-TB adaptor. 15500F for full size die to fit TBM15I without adaptor.

### Dies for standard lugs and splices (OD58)

Connector size					OD58		Connector size					OD58					
Code copper (AWG or kcmil)	Flex/24	Al/Cu (AWG or kcmil)	Color-Keyed die colour	Die cat. no.	Die code no.	Code copper (AWG or kcmil)	Flex/24	Al/Cu (AWG or kcmil)	Color-Keyed die colour	Die cat. no.	Die code no.	Code copper (AWG or kcmil)	Flex/24	Al/Cu (AWG or kcmil)	Color-Keyed die colour	Die cat. no.	Die code no.
#8	37/24	#10	Red	BY15C	21	3/0	325/24	-	Orange	BY25C	50	3/0	325/24	-	Orange	BY25C	50
#6	61/24	#8	Blue	BY17C	24	4/0	450/24	-	Purple	BY27C	54	4/0	450/24	-	Purple	BY27C	54
#4	91/24	#6	Grey	BY19C	29	250	550/24	-	Yellow	BY31C	62	250	550/24	-	Yellow	BY31C	62
#2	125/24	-	Brown	BY21C	33	-	-	#1	Gold	BY24C	45	-	-	#1	Gold	BY24C	45
#1	150/24	#4	Green	BY53C	37	-	-	1/0	Tan	BY25C	50	-	-	1/0	Tan	BY25C	50
1/0	225/24	#2	Pink	BY23C	42	-	-	2/0	Olive	BY31C	54	-	-	2/0	Olive	BY31C	54
2/0	275/24	-	Black	BY28C	45	-	-	3/0	Ruby	BY32C	60	-	-	3/0	Ruby	BY32C	60



## Installing dies

### Dies for lugs and splices

TBM12PCR-LI		TBM14M, TB14MC, 13100A, JB12A, TBM14CR-LI				TBM15I***, TBM15CR-LI							21940	
Die cat. no.	Die code no.	Die cat. no.	Die code no.	Die cat. no.	Die code no.	Full die cat. no.	Full die code no.	Hex-Flex die cat. no.	Hex-Flex die code no.	Hex-Flex full die cat. no.	Hex-Flex full die code no.	Die cat. no.	Die code no.	
15520SS	21	15520XSS	21X	15520SS	21	15520F	21	15520XSS	21X	-	-	-	21	
15522SS	24	15522XSS	24X	15522SS	24	15522F	24	15522XSS	24X	-	-	-	24	
15527SS	29	15527XSS	29X	15527SS	29	15527F	29	15527XSS	29X	-	-	11401	29	
15528SS	33	15528XSS	33X	15528SS	33	15528F	33	15528XSS	33X	-	-	11402	33	
15513SS	37	15513XSS	37X	15513SS	37	15513F	37	15513XSS	37X	-	-	11333	37	
15508SS	42	15508XSS	42X	15508SS	42	15508F	42	15508XSS	42X	-	-	11334	42	
15526SS	45	15526XSS	45X	15526SS	45	15526F	45	15526XSS	45X	-	-	11405	45	
15530SS	50	15530XSS	50X	15530SS	50H	15530F	50H	15530XSS	50X	-	-	11406	50	
15511SS	54	15511XSS	54X	15511SS	54H	15511F	54H	15511XSS	54X	-	-	11407	54	
15510SS	62	15110XSS	62X	15510SS	62H	15110F	62H	15510XSS	62X	15662X	62X	11340	62	
15526SS	45	-	-	15526SS	45	-	45	-	-	-	-	11405	45	
15530SS	50	-	-	15530SS	50H	-	50H	-	-	-	-	11406	50	
15511SS	54	-	-	15511SS	54H	-	54H	-	-	-	-	11407	54	
15532SS	60	-	-	15532SS	60H	15532F	60H	-	-	-	-	11408	60	
15534SS	66	15534XSS	66X	15534SS	66H	15534XSS	66H	15534XSS	66X	15666X	66X	11409	66	
15514SS	71	15514XSS	71X	15514SS	71H	15514XSS	71H	15514XSS	71X	15671X	71X	11363	71	
15512SS	76	15512XSS	76X	15512SS	76H	15512XSS	76H	15512XSS	76X	15676X	76X	11410	76	
15517SS	80H	15517XSS	80X	15517SS	80H	15517XSS	80H	15517XSS	80X	15606	80X	11423	-	
-	-	-	-	-	-	-	-	-	-	-	-	-	-	
15506SS	87H	15506XSS	87X	15506SS	87H	15506XSS	87H	15506XSS	87X	15687X	87X	11364	87	
15536SS	94H	15536XSS	84X	15536SS	94H	15536XSS	94H	15536XSS	94X	15611X	94X	-	94	
-	-	-	-	-	-	-	-	-	-	-	-	-	-	
15505SS	99H	-	-	15505SS	99H	15505F	-	-	-	15605X	99X	11424	99	
15515SS	106H	-	-	15515SS	106H	15515F	-	-	-	15615X	106X	7450	106	
15540SS	107H	-	-	-	-	15609	-	-	-	15608X	107X	11425	107	
-	-	-	-	-	-	15504F	-	-	-	-	-	11426	112	
15504SS	115H	-	-	15504SS	115H	-	-	-	-	15604X	115X	11308	115	
-	-	-	-	-	-	15603	-	-	-	-	-	11416	125	
-	-	-	-	-	-	15602	-	-	-	-	-	11418	140	
-	-	-	-	-	-	15601	-	-	-	-	-	11419	150	

### Dies for C-taps

Connector	Colour code	TBM45S	TBM5/5S	TBM6/6S	TBM8/8S	TBM62PCR-LI/TBM6H	
		Nest colour	Die cat. no.	Die cat. no.	Die cat. no.	Die cat. no.	Die cat. no.
54705	Red	Red nest	13454	13475/13477	13461	TBM6221	6TON21SS
54710	Blue	Blue nest				TBM6224	6TON24SS
54715	Grey	Grey nest		13472/13476		TBM6229	6TON29SS
54720	Brown	Brown nest		13474/13477		TBM6233	6TON33SS
54725	Green	Green nest	13455		13462	TBM6237	6TON37SS
54730	Pink	-				TBM6242	6TON42SS
54735	Black					TBM6245	6TON45SS
54740	Orange					TBM6250	6TON50SS
54745	Purple		13456		13563	TBM6254	6TON54SS
54750	Yellow			13473/13478		TBM6262	6TON62SS

## Installing dies

### Dies for large C-taps

Connector	Colour code	13642M/13400	TBM12	13100A/JB12B/TBM14M/ TBM14RH/TBM14CR-LI/TBM12CR-LI	TBM15I/TBM15CR-LI
		Die cat. no.	Die cat. no.	Die cat. no.	Die cat. no.
54755	Blue	11744	TBM12D-4	15512SS	15512SS
54760	Brown	11746	TBM12D-3	15506SS	15506SS
54765	Pink	11748	TBM12D-2	15505SS	15505SS
54770	Black	11749	TBM12D-2	15515SS	15515SS
54775	Yellow	11753	TBM12D-1	15504SS	15504SS
54780	White	-	-	-	15603
54785	-	-	-	-	15603
54790	-	-	-	-	15603

### Dies for aluminum H-taps

Connector	Colour code	TBM5/5S	TBM6/6S	TBM8/8S	TBM12	TBM6H/ TBM6PCR-LI	13100A/JB12B/TBM14M/ TBM14RH/TBM14CR-LI/TBM12CR-LI	TBM15I/ TBM15CR-LI
		Die cat. no.	Die cat. no.	Die cat. no.	Die cat. no.	Die cat. no.	Die cat. no.	Die cat. no.
63105	Orange	13455	13474/13477	13462	TBM12D-4	6TON50	15530SS	15530SS
63110	Green	-	13470	-	TBM12D-H	OJB	15501A	15501A
63118	Green	-	13470	-	TBM12D-H	OJB	15501A	15501A
63125	Green	-	13470	-	TBM12D-H	OJB	15501A	15501A
63140	Blue	-	13471	-	TBM12D-H	DBL	15502	15502
63148	Blue	-	13471	-	TBM12D-H	-	-	15502
63160	Red	-	-	-	-	-	-	15612
63169	Black	-	-	-	-	-	-	15620
63170	Black	-	-	-	-	-	-	15620
63180	Black	-	-	-	-	-	-	15620

### Dies for copper H-taps

Connector	Colour code	TBM6H	13100A/JB12B/ TBM14M/ TBM14CR-LI/ TBM14RH/ TBM14CR-LI/ TBM12CR-LI	TBM15CR-LI/ TBM15I/ TBM15CR-LI
		Die cat. no.	Die cat. no.	Die cat. no.
CHT814-10	Green	6TON37R	15CA37RCH	15CA37RCH
CHT214-9	Brown	6TON71R	15CA71RCH	15CA71RCH
CHT250214-8	Purple	-	15CA80RCH	15CA80RCH
CHT25014-7	Purple	-	-	-
CHT2502-6	Purple	-	-	-
CHT50010-5	Brown	-	-	15612CH
CHT50040-4	Brown	-	-	-
CHT75010-3	Yellow	-	-	15620CH
CHT750350-2	Yellow	-	-	-
CHT75040-11	Yellow	-	-	-
CHT750350-1F	White	-	-	15620CHF

### Dies for medium-voltage connectors (15 kV applications)

Die code no.	Copper conductor size (AWG or kcmil)	TBM12CR-LI, TBM15I, TBM14M, TBM14RH, TBM14CR-LI, TBM15CR-LI, 13100A, TBM12CR-LI, TBM14CR-LI, TBM15CR-LI		Round gauging
		Adaptor** type	Non-adaptor type	
29R	#4	15CA29R	-	0,302/0,290
33R	#2	15CA33R	-	0,348/0,336
37R	#1	15CA37R	-	0,394/0,382
42R	1/0	15CA42R	-	0,432/0,420
45R	2/0	15CA45R	-	0,472/0,460
49R	3/0	15CA49R	-	0,522/0,510
54R	4/0	15CA54R	-	0,576/0,564
60R	250	15CA60R	-	0,604/0,592
66R	300	15CA66R	-	0,680/0,668
71R	350	15CA71R	-	0,730/0,718
76R	400	15CA76R	-	0,790/0,778
87R	500	15CA87R	-	0,904/0,892
94R	600	15CA94R***	-	0,958/0,946
106R	750	15CA106R***	-	1,042/1,030
125R	1,000	-	15C125R*	1,298/1,286

\*To be used with TBM15I or TBM15CR-LI tools.

\*\*Use 15500-TB adaptor with TBM15I tool.

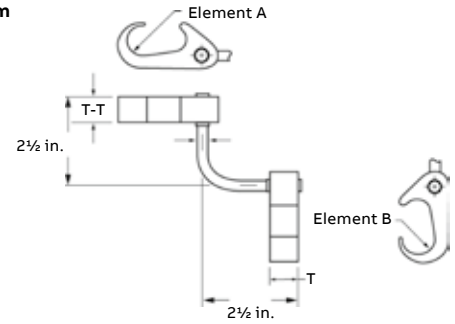
\*\*\*Not UL Listed for use in TBM14M/13100A tools.

# Installing dies

## Dies for figure 6 to 6 ground connectors

Connector	Cable Element A (AWG or kcmil)	To cable Element B (AWG or kcmil)	To ground rod Element B	To rebar Element B	Die selection	
					Element A	Element B
54855L	#6 Sol. - #2 Str.	#6 Sol. - #2 Str.	-	-	15501A	15501A
54865L	#1 Str. - 250	#6 Sol. - #2 Str.	½ in. - ⅝ in.	⅜ in. - ½ in. #3 - #4	15G86R	15501A
54875L	#2 Str. - 250	#2 Str. - 250	½ in. - ⅝ in.	⅜ in. - ½ in. #3 - #4	15G86R	15G86R
54885L	250 - 500	#6 Sol. - #2 Str.	⅝ in. - ¾ in.	⅝ in. - ¾ in. #3 - #4	15G126R	15501A
54895L	250 - 500	#2 Str. - 250	⅝ in. - ¾ in.	⅝ in. - ¾ in. #3 - #4	15G126R	15G86R
54900L	250 - 500	#2 Str. - 250	⅝ in. - ¾ in.	⅝ in. - ¾ in. #3 - #4	15G121R	15G121R

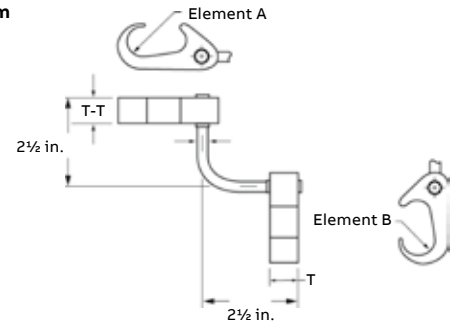
Diagram



## Dies for figure 6 to 6 ground connectors and cross reference

Cat. no.	Dies for ABB 14- and 15-ton tools				Burdny tools and dies			
	Element A *	Element B *	A *	Y750 B *	Y45 A *	Y45 B *	A *	Y46 B *
54900L	15G121R [3]	15G121R [3]	U1011 [3]	U1011 [3]	S1011 [3]	S1011 [3]	P1011 [3]	P1011 [3]
54895L	15G86R [1]	15G126R [1]	PU998 or PU998 [1]	U997 [1]	S998 or PU998 [1]	U997 [1]	P998 [1]	U997 [1]
54885L	15501A [1]	15G126R [1]	PU998 or PU998 [1]	U-0 or PU998 [1]	S998 [1]	U-0 [1]	P998 [1]	U-0 [1]
54875L	15G86R [1]	15G86R [1]	U997 [1]	U997 [1]	U997 [1]	U997 [1]	U997 [1]	U997 [1]
54865L	15501A [1]	15G86R [1]	U997 [1]	U-0 [1]	U997 [1]	U-0 [1]	U997 [1]	U-0 [1]
54855L	15501A [1]	15501A [1]	U-0 [1]	U-0 [1]	U-0 [1]	U-0 [1]	U-0 [1]	U-0 [1]

Diagram



[\*] = Number of crimps  
Use 15500-TB adaptor for ABB 15-ton tool.

## Installing dies

### Dies for figure 6 ground connectors and cross references

Cat. no.	Dies for ABB			Burndy tools and dies	
	14- and 15-ton tools *	Y750 *	Y45 *	Y46 *	
54900	15G121R [3]	U1011 [3]	S1011 [3]	P1011 [3]	
54895	15G126R [1]	PU998 [1]	PU996 or S998 [1]	PU996 or S998 [1]	
54890	15G126R [1]	PU998 [1]	PU996 or S998 [1]	PU996 or S998 [1]	
54885	15G126R [1]	PU998 [1]	PU996 or S998 [1]	PU996 or S998 [1]	
54875	15501A [1]	UO [1]	UO [1]	UO [1]	
54865CK	15G86R [1]	997 [1]	U997 [1]	U997 [1]	
54860	15G86R [1]	997 [1]	U997 [1]	U997 [1]	
54855	15G86R [1]	997 [1]	U997 [1]	U997 [1]	

[\*] = Number of crimps

Use 15500-TB adaptor for ABB 15-ton tool.

Cat. no.	Application		Dies for ABB tools (Figure 2)	L (in.)
	Main	Tap (AWG or kcmil)		
54865-CKN*	5/8 in. rod	3/0 str. – 250	15506SS	1½
54860N	5/8 in. rod	1/0 str. – 2/0 str.	15506SS	1½
54855N	5/8 in. rod	#4 sol. – #2 str.	15506SS	1½
54875N	#6 sol. – #2 str.	#6 sol. – #2 str.	15517SS	1½

### Diagrams




Figure 1 Pre-crimped (15526SS die)

Important: For 54865-CKN Only. To be in compliance with IEEE837-2014, the ground rod should be pre-crimped with die 15526SS (45H) as shown in Figure 1.

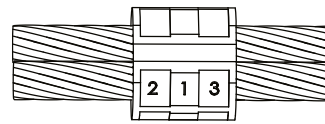
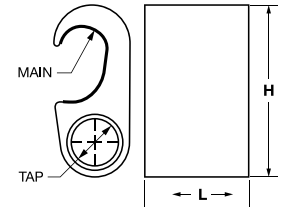


Figure 2 – Requires 3 crimps



\* See Figure 1

All parts ending by the letter N are IEEE837-2014 compliant.

Use hydraulic tool 13100A, TBM14M TBM14CR-LI, TBM15CR-LI, TBM15, or TBM15I with die indicated in chart.

### Dies for figure 8 ground connectors and cross references

Cat. no.	Cable range (AWG or kcmil)	Dies for ABB			Burndy tools and dies	
		14- and 15-ton tools *	Y750 *	Y45 *	Y46 *	
GR1-300500*	300–500	15G121R [2]	U1011 [2]	S1011 [2]	P1011 [2]	
GR34-300500 & TP*	300–500	15G121R [2]	U1011 [2]	S1012 [2] or PU998 [1]	P1011 [2] or PU998 [1]	
GR58-30050 & TP	300–500	15G121R [2]	PU998 [1]	S1012 [2] or PU998 [1]	P1011 [2] or PU998 [1]	
GR1-40250*	4/0–250	15G121R [2]	U1011 [2]	S1011 [2] S1012 [2] or PU998 [1]	P1011 [2] or PU998 [1]	
GR34-40250 & TP*	4/0–250	15G121R [2]	PU998 [1]	S1012 [2] or PU998 [1]	P1011 [2] or PU998 [1]	
GR58-40250 & TP	4/0–250	15G121R [2]	PU998 [1]	S1012 [2] or PU998 [1]	P1011 [2] or PU998 [1]	
GR12-40250 & TP	4/0–250	15G121R [2]	PU998 [1]	S1012 [2] or PU998 [1]	P1011 [2] or PU998 [1]	
GR1-202*	2–2/0	15G121R [2]	U1011 [2]	S1011 [2] S1012 [2] or PU998 [1]	P1011 [2] or PU998 [1]	
GR34-202 & TP	2–2/0	15G121R [2]	PU998 [1]	S1012 [2] or PU998 [1]	P1011 [2] or PU998 [1]	
GR58-202 & TP	2–2/0	15G121R [2]	PU998 [1]	S1012 [2] or PU998 [1]	P1011 [2] or PU998 [1]	
GR12-202 & TP	2–2/0	15G121R [2]	PU998 [1]	S1012 [2] or PU998 [1]	P1011 [2] or PU998 [1]	

[\*] = Number of crimps

Optional ground rod knurling die for TBM 14- and 15-ton tools: 15508

Use 15500-TB adaptor for ABB 15-Ton tool.

Optional ground rod knurling tool: 240-31565-94

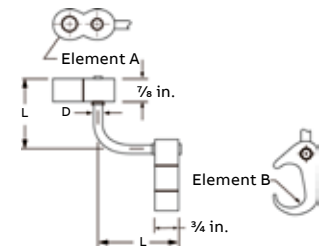
\*Use 15-ton tool only.

# Installing dies

Dies for figure 6 to 8 ground connectors and cross reference

Cat. no.	Dies for ABB				Burndy tools and dies			
	14- and 15-ton tools		Y750		Y45		Y46	
	Element A *	Element B *	A *	B *	A *	B *	A *	B *
54920LR100	15G121R [2]	15G126R [1]	U1011 [2] or PU998 [1]	U1011 [2] or PU998 [1]	S1011 [2] or PU998 [1]	U1011 [2] or PU998 [1]	P1011 [2] or PU998 [1]	U1011 [2] or PU998 [1]
54910LR100	15G121R [2]	15G86R [1]	U1011 [2] or PU998 [1]	U997 [1]	S1011 [2] or PU998 [1]	U997 [1]	P1011 [2] or PU998 [1]	U997 [1]
54900L34 & TP	15G121R [2]	15G126R [1]	U1011 [2] or PU998 [1]	U1011 [2] or PU998 [1]	S1011 [2] or PU998 [1]	U1011 [2] or PU998 [1]	P1011 [2] or PU998 [1]	U1011 [2] or PU998 [1]
54875L34 & TP	15G121R [2]	15G86R [1]	U1011 [2] or PU998 [1]	U997 [1]	S1011 [2] or PU998 [1]	U997 [1]	P1011 [2] or PU998 [1]	P998 or PU998 [1]
54895LR58 & TP	15G121R [2]	15G126R [1]	U1011 [2] or PU998 [1]	U1011 [2] or PU998 [1]	S1011 [2] or PU998 [1]	S998 or PU998 [1]	P1011 [2] or PU998 [1]	U997 [1]
54865L58 & TP	15G121R [2]	15G86R [1]	U1011 [2] or PU998 [1]	U1011 [2] or PU998 [1]	S1011 [2] or PU998 [1]	U997 [1]	P1011 [2] or PU998 [1]	P998 or PU998 [1]
54885LR12 & TP	15G121R [2]	15R126R [1]	U1011 [2] or PU998 [1]	U1011 [2] or PU998 [1]	S1011 [2] or PU998 [1]	S998 or PU998 [1]	P1011 [2] or PU998 [1]	P998 or PU998 [1]
54855LR12 & TP	15G121R [2]	15G86R [0]	U1011 [2] or PU998 [1]	U1011 [2] or PU998 [1]	S1011 [2] or PU998 [1]	U997 [1]	P1011 [2] or PU998 [1]	U997 [1]

Diagram



[\*] = Number of crimps  
 Optional ground rod knurling die for TBM 14- and 15-ton tools: 15508. Use 15500-TB adaptor for ABB 15-ton tool. Optional ground rod knurling tool: 240-31565-94  
 \*Use 15-ton tool only.

Cat. no.	Ø A Cable (AWG or kcmil)	Ø B Cable (AWG or kcmil)	H (in.)	L (in.)	Crimps	Dies for tools
CTP250250N	3/0 str. – 250	3/0 str. – 250	2 <sup>1</sup> / <sub>16</sub>	1 <sup>1</sup> / <sub>2</sub>	3	15506SS
CTP25020N	3/0 str. – 250	#1 str. – 2/0 str.	1 <sup>3</sup> / <sub>32</sub>	1 <sup>1</sup> / <sub>2</sub>	3	15506SS
CTP2020N	#1 str. – 2/0 str.	#1 str. – 2/0 str.	1 <sup>9</sup> / <sub>16</sub>	1 <sup>1</sup> / <sub>2</sub>	3	15517SS
CTP202N	#1 str. – 2/0 str.	#6 sol. – #2 str.	1 <sup>13</sup> / <sub>32</sub>	1 <sup>1</sup> / <sub>2</sub>	3	15517SS
CTP22N	#6 sol. – #2 str.	#6 sol. – #2 str.	1 <sup>1</sup> / <sub>32</sub>	1 <sup>1</sup> / <sub>2</sub>	3	15514SS

Diagrams

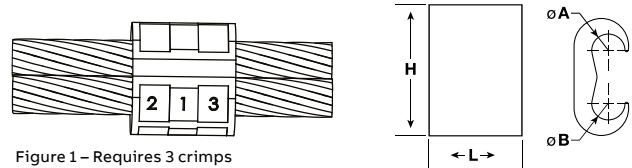


Figure 1 – Requires 3 crimps

All parts ending by the letter N are IEEE837-2014 compliant.  
 Use hydraulic tool 13100A, TBM14M TBM14CR-LI, TBM15CR-LI, TBM15I, or TBM15I with die indicated in chart.  
 Must use TBM15, TBM15CR-LI, or TBM15I tool only. (See Figure 1)

## Dies for C-taps and cross references

Cat. no.	Dies for ABB		Burndy tools and dies		
	14- and 15-ton tools *	Y750 *	Y45 *	Y46 *	
CTP500500	15G121R [3]	U1011 [3]	U1011 [3]	U1011 [3]	
CTP500250	15G121R [2]	U1011 [2]	U1011 [2]	U1011 [2]	
CTP50020					
CTP250250	15G86R [1]	U997 [1]	U997 [1]	U997 [1]	
CTP25020					
CTP2020	15501A [1]	U-0 [1]	U-0 [1]	U-0 [1]	
CTP202					
CTP22**	HBKC [1]	U-C [1]	U-C [1]	U-C [1]	

[\*] = Number of crimps  
 \*Cat. no. 15500-TB adaptor required if using ABB 15-ton tool with 155XX series dies.  
 \*\*#6 AWG branch must be doubled.

## Knurling die for 14- and 15-ton tools\*

Used to knurl ground rods in order to increase the pullout value of the compression connection by as much as 20%.



240-31565-94

Cat no.	Description
15508SS	For 3/4 in. ground rods

\*Hand knurling tool for all ground rods

## Installing dies

### HEX-FLEX™ dies

Dies for 14-ton tools: TBM14CR-LI					
Cat no.	Code no.	Connector size (AWG or kcmil)			Die colour
		Flex/24	Code copper	Al/Cu	
15520XSS	21X	37/24	#8	#10	Red
15522XSS	24X	61/24	#6	#8	Blue
15527XSS	29X	91/24	#4	#6	Grey
15528XSS	33X	125/24	#2	-	Brown
15513XSS	37X	150/24	#1	#4	Green
15508XSS	42X	225/24	1/0	#2	Pink
15526XSS	45X	275/24	2/0	-	Black
15530XSS	50X	325/24	3/0	-	Orange
15511XSS	54X	450/24	4/0	-	Purple
15510XSS	62X	550/24	250	-	Yellow
15534XSS	66X	-	300	4/0	White
15514XSS	71X	775/24 (short)	350	250	Red
15512XSS	76X	775/24 (long)	400	300	Blue
15517XSS	80X	925/24	-	-	-
15506XSS	87X	-	500	350	Brown
15536XSS	94X	1,100/24	600	400	Green
15500XSS	Indentor	-	-	-	-

\* HEX-FLEX™ dies are sold individually, not in sets.  
Each die must be used in conjunction with indentor 15500XSS.

### Aluminum H-tap dies

Cat no.	Connector	Colour code
15530SS	63105	Orange
15501A	63110	Green
15501A	63118	Green
15501A	63125	Green
15502	63140	Blue
15502	63148	Blue

### Copper H-tap dies

Cat no.	Connector	Colour code
15CA37RCH	CHT814-10	Green
15CA71RCH	CHT214-9	Brown
15CA80RCH	CHT250214-8	Purple
15CA80RCH	CHT25014-7	Purple
15CA80RCH	CHT2502-6	Purple

### Standard dies

Dies for 14-ton tools: TBM14CR-LI					
Cat no.	Code no.	Connector size (AWG or kcmil)			Die colour
		Flex/24	Code copper	Al/Cu	
15520SS	21	37/24	#8	#10	Red
15522SS	24	61/24	#6	#8	Blue
15527SS	29	91/24	#4	#6	Grey
15528SS	33	125/24	#2	-	Brown
15513SS	37	150/24	#1	#4	Green
15508SS	42	225/24	1/0	#2	Pink
15526SS	45	275/24	2/0	-	Black
15530SS	50	325/24	3/0	-	Orange
15511SS	54	450/24	4/0	-	Purple
15510SS	62	550/24	250	-	Yellow
15526SS	45	-	-	#1	Gold
15530SS	50	-	-	1/0	Tan
15532SS	54	-	-	2/0	Olive
15511SS	60	-	-	3/0	Ruby
15534SS	66H	-	300	4/0	White
15514SS	71H	775/24 (Short)	350	250	Red
15512SS	76H	775/24 (Long)	400	300	Blue
15517SS	80H	925/24	-	-	-
15506SS	87H	-	500	350	Brown
15536SS	94H	-	-	-	Green
15505SS	99H	1,325/24	700	500	Pink
15515SS	106H	-	750	650	Black
15504SS	115H	1,925/24	900	750	Yellow

### Large C-tap dies

Cat no.	Connector	Colour code
15512SS	54755	Blue
15506SS	54760	Brown
15505SS	54765	Pink
15515SS	54770	Black
15504SS	54775	Yellow



## Installing dies



### Tool die selection chart

Connector size (AWG or kcmil)		Die colour code	TBM6PCR-LI/TBM6H		TBM14CR-LI/14M/13100A		*TBM15CR-LI		21940 (40-ton)	
Copper	Al/Cu		Die cat. no.	Die code no.	Die cat. no.	Die code no.	Die cat. no.	Die code no.	Die cat. no.	Die code no.
#8	#10	Red	6TON21SS	21	B71CH	21	B71CH	21	-	21
#6	#8	Blue	6TON24SS	24	B73CH	24	B73CH	24	-	24
#4	#6	Grey	6TON29SS	29	B74CH	29	B74CH	29	11401	29
#2	-	Brown	6TON33SS	33	B75CH	33	B75CH	33	11402	33
#1	#4	Green	6TON37SS	37	B05CH	37	B05CH	37	11333	37
1/0	#2	Pink	6TON42SS	42	B06CH	42	B06CH1	42	11334	42
2/0	-	Black	6TON45SS	45	B72CH	45	B72CH	45	11405	45
3/0	-	Orange	6TON50SS	50	B08CH	50	B08CH	50	11406	50
4/0	-	Purple	6TON54SS	54	B09CH	54	B09CH	54H	11407	54H
250	-	Yellow	6TON62SS	62	B26CH	62	B26CH	62	11340	62
-	#1	Gold	6TON45SS	45	B72CH	45	B72CH	45	11405	45
-	1/0	Tan	6TON50SS	50	B08CH	50	B08CH	50	11406	50
-	2/0	Olive	6TON54SS	54	-	54	B09CH	54	11407	54
-	3/0	Ruby	6TON60SS	60	-	60	-	60	11408	60
300	4/0	White	6TON66SS	66H	B10CH1	66H	B10CH1	66H	11409	66
350	250	Red	6TON71SS	71H	B11CH	71H	B11CH	71H	11363	71
400	300	Blue	6TON76SS	76H	-	76H	B11CH	76H	11410	76
925/24	-	Black	6TON80SS	80H	-	80H	-	80H	-	-
-	-	-	-	-	-	-	-	80	-	-
500	350	Brown	6TON87SS	87H	B12CH	87H	B12CH	87H	11423	87
600	400	Green	6TON94SS	94H	-	-	B36CH	94H	11364	94
-	-	-	-	-	-	-	-	-	-	-
700	500	Pink	-	99H	-	-	B76CH	99H	11424	99
750	650	Black	-	106H	B39CH	-	B39CH	106H	74506	106
800	-	Orange	-	107H	-	-	-	107H	11425	107
-	700	Purple	-	112H	-	-	-	112H	11426	112
900	750	Yellow	-	115H	-	-	-	115H	11308	115
1,000	800	-	-	-	-	-	-	125H	11416	125
-	1,000	-	-	-	-	-	-	140H	11418	140
-	-	-	-	-	-	-	-	150H	11419	150

\*Colour-coded dies require 15500TB adapter when used with TBM15CR-LI tool.



# Installing dies

Tool and die index for copper compression connectors, short barrel — Types CTL, CTL-2 and CSP

Standard copper wire size (AWG or kcmil)	Die colour code	Blackburn tools				Burndy tools				Anderson tools				ABB tools							
		Mech. OD58	Crimps per end	Mech. HM-250 Tool	Crimps per end	Hyd. JB12B	Crimps per end	Mech. MY29-3	Crimps per end	Hyd. Y35, Y39, Y46	Crimps per end	Mech. TBM55	Crimps per end	Mech. TBM85	Crimps per end	Hyd. TBM15	Crimps per end	Cu wire range	Crimps per end VC6 <sup>†</sup> , VC6F <sup>†</sup>	Crimps per end VC7 <sup>†</sup> , VC7F <sup>†</sup>	Crimps per end VC8C <sup>††</sup>
#8	Red	7/32	3	**	1	B71CH	1	**	1	-	-	13454	2	13461	2	21	2	-	-	-	-
#6	Blue	J 1/4	3	**	1	B73CH	1	**	1	U5CRT	2	13454	2	13461	2	24	2	-	-	-	-
#4	Grey	5/16	3	**	1	B74CH	1	**	1	U4CRT	2	13454	2	13461	2	29	2	-	-	-	-
#3	White	-	-	**	2	-	-	**	2	U3CRT	2	-	-	-	-	-	-	-	-	-	-
#2	Brown	3/8	4	**	2	B75CH	1	**	2	U2CRT	2	13454	2	13461	2	33	2	6-2	1*	2	-
#1	Green	P	4	**	2	B05CH	1	**	2	U1CRT	2	13455	3	13462	3	37	2	6-1	1	2	-
1/0	Pink	1/2	4	**	2	B06CHI	2	**	2	U25RT	2	13455	3	13462	3	42H	3	6-1/0	1	2	-
2/0	Black	17/32	4	**	2	B72CH	1	**	2	U26RT	2	13455	3	13462	3	45	2	4-2/0	1	2	-
3/0	Orange	9/16	4	**	2	B08CH	1	**	2	U27RT	2	13455	4	13462	4	50	2	2-3/0	2	2	-
4/0	Purple	5/8-1	4	**	2	B09CH	2	**	2	U28RT	2	13456	4	13463	4	54H	3	1-4/0	2	2	-
250	Yellow	11/16	4	**	2	B26CH	2	**	2	U29RT	2	13456	4	13463	4	62	2	1/0-250 <sup>†</sup>	2	2	-
300	White	-	-	-	-	B10CHI B10CH	2	-	-	U30RT	2	-	-	13465	4	66	2	2/0-300 <sup>†</sup>	2	2	-
350	Red	-	-	-	-	B11CH	2	-	-	U31RT	2	-	-	13465	4	71H	3	3/0-350 <sup>†</sup>	2	3	-
400	Blue	-	-	-	-	B11CH	2	-	-	U32RT	3	-	-	13467	4	76	2	4/0-400 <sup>†</sup>	2	3	-
500	Brown	-	-	-	-	B12CHI B12CH	2	-	-	U34RT	3	-	-	13468	5	87H	3	4/0-500 <sup>†</sup>	2	3	-
600	Green	-	-	-	-	B36CH <sup>1</sup>	3	-	-	U36RT <sup>3</sup>	3	-	-	-	-	94H	3	250-600	-	3	-
750	Black	-	-	-	-	B36CH <sup>1</sup>	3 1	-	-	U39RT <sup>3</sup>	3	-	-	-	-	106H	3	500-750	-	4	-
1,000	-	-	-	-	-	-	1	-	-	P44RT <sup>4</sup>	4	-	-	-	-	125H	4	750-1,000	-	-	2

\* CSA Listed range 4-2 with YC6 and VC6FT.

\*\* Adjustable indent tool. No insert dies required.

<sup>1</sup> HCT7508-12, HCT1239, HCT7508H only.

<sup>3</sup> Y39, Y46 only.

<sup>4</sup> Y46 only.

<sup>†</sup> Users of VC6 and VC7 tools must strip off an extra 1/8 in. of insulation from end of cable to permit removal of tool over conductor sizes 250 kcmil and larger on CSP connectors.

<sup>††</sup> Also use VC8 tool with aluminum nibs.

## Installing dies

Tool and die index for copper compression connectors, long barrel — Types CTL-L, LCN and CU

Standard copper wire size (AWG or kcmil)	Die colour code	Blackburn tools				Burndy tools				Anderson tools				ABB tools								
		Mech. OD58	Crimps per end	Mech. HM-250 Tool	Crimps per end	Hyd. JB12B	Crimps per end	Mech. MY29-3	Crimps per end	Hyd. Y35, Y39, Y46	Crimps per end	Mech. TBM55	Crimps per end	Mech. TBM85	Crimps per end	Hyd. TBM15	Crimps per end	Cu wire range	Crimps per end VC6 <sup>†</sup> , VC6F <sup>†</sup>	Crimps per end VC7 <sup>†</sup> , VC7F <sup>†</sup>	Crimps per end VC8 <sup>††</sup>	
#8	Red	7/32	4	**	2	B71CH	2	**	2	-	-	13454	2	13461	2	21	3	-	-	-	-	
#6	Blue	J 1/4	4	**	2	B73CH	2	**	2	U5CRT	2	13454	2	13461	2	24	3	-	-	-	-	
#4	Grey	5/16	4	**	2	B74CH	2	**	2	U4CRT	2	13454	2	13461	2	29	3	-	-	-	-	
#3	White	-	-	**	3	-	-	**	2	U3CRT	2	-	-	-	-	-	-	-	-	-	-	
#2	Brown	3/8	5	**	3	B75CH	2	**	3	U2CRT	2	13454	2	13461	3	33	3	6-2	2	4	-	
#1	Green	P	5	**	3	B05CH	2	**	3	U1CRT	2	13455	4	13462	4	37	3	6-1	2	5	-	
1/0	Pink	1/2	5	**	3	B06CHI	2	**	3	U25RT	2	13455	4	13462	4	42H	4	6-1/0	2	5	-	
2/0	Black	17/32	5	**	3	B72CH	2	**	3	U26RT	2	13455	4	13462	6	45	3	4-2/0	2	5	-	
3/0	Orange	9/16	5	**	4	B08CH	2	**	4	U27RT	3	13455	6	13462		50	3	2-3/0	3	6	-	
4/0	Purple	5/8-1	6	**	4	B09CH	3	**	4	U28RT	3	13456		13463		54H	5	1-4/0	3	6	-	
250	Yellow	11/16	6	**	4	B26CH	3	**	4	U29RT	3	13456		13463		62	3	1/0-250 <sup>†</sup>	3	6	-	
300	White	-	-	-	-	B10CHI B10CH	3	-	-	U30RT	3	-	-	13465		66	3	2/0-300 <sup>†</sup>	3	6	-	
350	Red	-	-	-	-	B11CH	3	-	-	U31RT	4	-	-	13465		71H	4	3/0-350 <sup>†</sup>	3	6	-	
400	Blue	-	-	-	-	B11CH	4	-	-	U32RT	4	-	-	13467		76	3	4/0-400 <sup>†</sup>	3	6	-	
500	Brown	-	-	-	-	B12CHI B12CH	4	-	-	U34RT	5	-	-	13468		8	87H	4	4/0-500 <sup>†</sup>	3	6	2 <sup>††</sup>
600	Green	-	-	-	-	B36CH <sup>‡</sup>	6	-	-	U36RT <sup>‡</sup>	5	-	-	-	-	94H	4	250-600	-	8	3 <sup>†††</sup>	
750	Black	-	-	-	-	B36CH <sup>‡</sup>	6	-	-	U39RT <sup>‡</sup>	6	-	-	-	-	106H	6	500-750	-	9	4	
1,000	-	-	-	-	-	-	2	-	-	P44RT <sup>‡</sup>	6	-	-	-	-	125H	5	750-1,000	-	-	2	

\*\* Adjustable indent tool. No insert dies required.

<sup>†</sup> HCT7508-12, HCT1239, HCT7508H only.

<sup>‡</sup> Y39, Y46 only.

<sup>‡</sup> Y46 only.

<sup>†</sup> Users of VC6 and VC7 tools must strip off an extra 1/8 in. of insulation from end of cable to permit removal of tool over conductor sizes 250 kcmil and larger on Cu connectors.

<sup>††</sup> Also use VC8 tool with aluminum nibs.

<sup>†††</sup> VC8 tool crimps 500 kcmil only.

<sup>††††</sup> VC8 tool crimps 500-600 kcmil only.

## Installing dies

Tool and die index for copper compression connectors for flexible rope stranded or flexible stranded tinned copper locomotive conductor welding cable and portable cord, short barrel — Types CTL, CTL-2 and CSP

Conductor type						Blackburn tools			Burdny tools		ABB tools		Anderson tools				
Flex standard size	Locomotive stranding	Welding cable	Portable cord	Stranded Cu size (AWG or kcmil)	Die colour code	Hyd. JB12B	Crimps per end	Mech. MY29-11	Crimps per end	Hyd. Y35, Y39, Y46	Crimps per end	Hyd. TBM15	Crimps per end	Cu wire range for locomotive cable	Crimps per end VC6 <sup>†</sup> , VC6F <sup>†</sup>	Crimps per end VC7 <sup>†</sup> , VC7F <sup>†</sup>	Crimps per end VC8 <sup>††</sup>
6	61/24	6	6	#6	Blue	B73CH	1	**	1	U5CD-1 Y34PR3	1	24	2	-	-	-	-
5	91/24	-	-	#4	Grey	B74CH	1	**	1	U4CD-1 Y34PR	1	29	2	-	-	-	-
4	105/24	4	4	#3	White	-	-	**	2	U3CD-1 Y34PR	1	-	-	-	-	-	-
3	125/24	3	3	#2	Brown	B75CH	1	**	2	U2CD-1 Y34PR	1	33	2	4-3	1	2	-
2	150/24	2	2	#1	Green	B05CH	1	**	2	U1CD-1 Y34PR	1	37	2	4-2	1	2	-
1	225/24	1	1	1/0	Pink	B06CHI	2	**	2	U250-1 Y34PR	1	42H	3	4-1	1	2	-
1/0	275/24	1/0	1/0	2/0	Black	B72CH	1	**	2	U26CD-1 Y34PR	1	45	2	4-1/0	1	2	-
2/0	325/24	2/0	2/0	3/0	Orange	B08CH	1	**	2	U270-1 Y34PR	2	50	2	2-2/0	2	2	-
-	-	3/0	3/0	4/0	Purple	B09CH	2	**	2	U280-1 Y34PR	2	54H	3	-	-	-	-
3/0	450/24	4/0	-	250	Yellow	B26CH	2	**	2	U290-1 Y34PR3	2	62	2	1/0-3/0 <sup>†</sup>	2	2	-
4/0	550/24	-	4/0	300	White	B12CHI B12CH	2	-	-	U300-1 Y34PR3	2	66	2	2/0-4/0 <sup>†</sup>	2	-	-
263	650/24	-	-	300	Red	B11CH	2	-	-	U310-1 Y34PR3	2	71H	3	3/0-263 <sup>†</sup>	2	3	-
313	775/24	-	-	400	Blue	B11CH	2	-	-	Y320-1 Y34PRU3	2	76	2	4/0-313 <sup>†</sup>	2	3	-
373	925/24	-	-	500	Brown	B10CHI B10CH	2	-	-	U340-1 Y34PR3	-	87H	3	4/0-373 <sup>†</sup>	2	3	2 <sup>†††</sup>
444	1100/24	-	-	600	Green	B36CH	3	-	-	C360 Y46PR4	2	94H	3	262-444	-	3 VC7F <sup>†</sup> only	2 <sup>†††</sup>
535	1325/24	-	-	750	Black	B39CH <sup>†</sup>	1	-	-	C390 Y46PR4	2	106H	3	373-535	-	4 VC7F <sup>†</sup> only	2
646	1600/24	-	-	-	-	-	-	-	-	-	-	-	-	-	-	-	-
777	1925/24	-	-	1,000	-	-	1	-	-	C440 Y46PR4	2	125H	4	535-777	-	-	2

\*\* Adjustable indent tool. No insert dies required.

<sup>†</sup> HCT7508-12, HCT1239, HCT7508H only.

<sup>‡</sup> Y39, Y46 only.

<sup>§</sup> Y46 only.

<sup>†</sup> Users of VC6 and VC7 tools must strip off an extra 1% in. of insulation from end of cable to permit removal of tool over conductor sizes 250 kcmil and larger on Cu connectors.

<sup>††</sup> Also use VC8 tool with aluminum nibs.

<sup>†††</sup> VC8 tool crimps 500 kcmil only.

<sup>††††</sup> VC8 tool crimps 500-600 kcmil only.

## Installing dies

Tool and die index for copper compression connectors, long barrel — Types CTL-L, LCN and CU

Conductor type						Blackburn tools				Burdndy tools		ABB tools		Anderson tools			
Flex standard size	Locomotive stranding	Welding cable	Portable cord	Stranded Cu size (AWG or kcmil)	Die colour code	Hyd. JB12B	Crimps per end	Mech. MY29-11	Crimps per end	Hyd. Y35, Y39, Y46	Crimps per end	Hyd. TBM15	Crimps per end	Cu wire range for locomotive cable	Crimps per end VC6 <sup>†</sup> , VC6F <sup>†</sup>	Crimps per end VC7 <sup>†</sup> , VC7F <sup>†</sup>	Crimps per end VC8 <sup>††</sup>
8	37/24	-	8	#8	Red	B71CH	2	**	2	-	-	21	2	-	-	-	-
6	61/24	6	6	#6	Blue	B73CH		**	2	U5CD-1 Y34PR3	2	24	2	-	-	-	-
5	91/24	-	-	#4	Grey	B74CH		**	2	U4CD-1 Y34PR	2	29	2	-	-	-	-
4	105/24	4	4	#3	White	-	-	**	3	U3CD-1 Y34PR	2	-	-	-	-	-	-
3	125/24	3	3	#2	Brown	B75CH	2	**	3	U2CD-1 Y34PR	2	33	2	4-3	1	2	-
2	150/24	2	2	#1	Green	B05CH	2	**	3	U1CD-1 Y34PR	2	37	2	4-2	1	2	-
1	225/24	1	1	1/0	Pink	B06CHI	3	**	3	U250-1 Y34PR	2	42H	3	4-1	1	2	-
1/0	275/24	1/0	1/0	2/0	Black	B72CH	2	**	3	U26CD-1 Y34PR	2	45	2	4-1/0	1	2	-
2/0	325/24	2/0	2/0	3/0	Orange	B08CH	2	**	4	U270-1 Y34PR	2	50	2	2-2/0	2	2	-
-	-	3/0	3/0	4/0	Purple	B09CH	3	**	4	U280-1 Y34PR	3	54H	3	-	-	-	-
3/0	450/24	4/0	-	250	Yellow	B26CH	3	**	4	U290-1 Y34PR3	3	62	2	1/0-3/0 <sup>†</sup>	2	2	-
4/0	550/24	-	4/0	300	White	B12CHI B12CH	3	-	-	U300-1 Y34PR3	3	66	2	2/0-4/0 <sup>†</sup>	2	-	-
263	650/24	-	-	300	Red	B11CH	3	-	-	U310-1 Y34PR3	3	71H	3	3/0-263 <sup>†</sup>	2	3	-
313	775/24	-	-	400	Blue	B11CH	2	-	-	Y320-1 Y34PRU3	3	76	2	4/0-313 <sup>†</sup>	2	3	-
373	925/24	-	-	500	Brown	B10CHI B10CH	4	-	-	U340-1 Y34PR3	-	87H	3	4/0-373 <sup>†</sup>	2	3	2 <sup>†††</sup>
444	1100/24	-	-	600	Green	B36CH	6	-	-	C360 Y46PR4	2	94H	3	262-444	-	3	2 <sup>†††</sup>
535	1325/24	-	-	750	Black	B39CH <sup>†</sup>	2	-	-	C390 Y46PR4	2	106H	3	373-535	-	4	2
646	1600/24	-	-	-	-	-	-	-	-	-	-	-	-	-	-	-	-
777	1925/24	-	-	1,000	-	-	2	-	-	C440 Y46PR4	2	125H	4	535-777	-	-	2
1 111	2750/24	-	-	1,500	-	-	2	-	-	C460 Y46PR4	-	-	-	-	-	-	-

\*\* Adjustable indent tool. No insert dies required.

<sup>†</sup> HCT7508-12, HCT1239, HCT7508H only.

<sup>‡</sup> Y39 only.

<sup>§</sup> Y48B only.

<sup>†</sup> Users of VC6 and VC7 tools must strip off an extra 1/8 in. of insulation from end of cable to permit removal of tool over conductor sizes 250 kcmil and larger on Cu connectors.

<sup>††</sup> Also use VC8 tool with aluminum nibs.

<sup>†††</sup> VC8 tool crimps 500 kcmil only.

# Installing dies

Tool and die index for copper compression connectors, one and two hole lugs, splices — Types ATL and ASP

Stranded Al wire size (AWG or kcmil)	Stranded Cu wire size (AWG or kcmil)	Die colour code	Blackburn tools				Burdny tools				ABB tools				Anderson tools			
			Mech. OD58 Crimps per end	Mech. HM-250 Tool Crimps per end	Hyd. JB12B Crimps per end	Mech. MY29-3 Crimps per end	Hyd. Y35, Y39 Crimps per end	Mech. TBM55 Crimps per end	Mech. TBM85 Crimps per end	Hyd. TBM15 Crimps per end	Stranded Al or Cu wire range	Crimps per end VC6 <sup>†</sup> , VC6F <sup>†</sup>	Crimps per end VC8C					
#8	#6	Blue	1/4 2	** 1	B73CH	-	** 1	U8CABT	1	13454	2	13461	2	24	2	-	-	-
#6	#4	Grey	5/16 2	** 1	B74CH	-	** 1	U6CABT	2	13454	2	13461	2	29	2	-	-	-
#4	#1	Green	P 3	** 2	B05CH	-	** 2	U4CABT	2	13454	2	13462	2	37	2	-	-	-
#3	1/0	Pink	1/2 4	** 2	B06CHI	2	** 2	U2CABT	2	13455	3	13462	3	42H	3	6-2	2	-
#2	-	Gold	1/2-1 3	** 2	B06CHI	2	** 2	U1CABT	2	13455	3	13464	3	45	2	4-1	2	-
#1	-	Tan	9/16 4	** 2	B08CH	2	** 2	U25ART	2	13457	3	13464	3	50	2	6-1/0	2	-
1/0	-	Olive	5/8-1 4	** 2	B09CH	2	** 2	U26ART	2	13457	3	13464	3	54H	3	4-2/0	2	-
2/0	-	Ruby	688 5	** 2	B26CH	2	** 2	U27ART	2	13457	3	13464	3	60	2	4-3/0	2	-
3/0	-	White	781 5	** 2	B10CHI	2	** 2	U28ART	2	13457	3	13465	4	66	3	2-4/0	2	-
4/0	300	Red	781 5	** -	B11CH	3	** 2	U29ART	2	13473	4	13466	5	71H	4	1/0-250 <sup>†</sup>	2	-
250	350	Blue	840 -	- -	B11CH	3	** 2	U30ART	2	- -	- -	- -	76	2	1/0-300 <sup>†</sup>	-	-	
300	400	Brown	- -	- -	B12CHI	4	- -	U31ART	2	- -	13468	7	87H	4	2/0-350 <sup>†</sup>	2	-	
350	500	Green	- -	- -	B36CH	6	- -	U32ART	4	- -	- -	94	2	3/0-400 <sup>†</sup>	2	-		
400	600	Pink	- -	- -	B76CH	4	- -	U34ART	4	- -	- -	99H	4	4/0-500 <sup>†</sup>	2	-		
500	700	Black	- -	- -	B39CH	2	- -	U36ART	4	- -	- -	106	2	350-600 Al 350-600 Cu	3 <sup>††</sup>	-		
600	-	-	- -	- -	- -	- -	- -	- -	- -	- -	- -	- -	- -	- -	- -	- -	- -	
750	-	-	- -	- -	6024AH1	1	U39RT22	4	U39ART-23	-	- -	- -	125H	5	500-750 Al 600 Cu	2 <sup>†††</sup>	-	
1,000	-	-	- -	- -	6030AH1	2	P44ART2	3	- -	- -	- -	- -	150H	5	750-1,000 Al	-	2 <sup>†††</sup>	

\*\* Adjustable indent tool. No insert dies required.

<sup>†</sup> HCT7508-12, HCT1239, HCT7508H only.

<sup>‡</sup> Y46 only.

<sup>‡</sup> Y39 only.

<sup>†</sup> Users of VC6 and VC7 tools must strip off an extra 1% in. of insulation from end of cable to permit removal of tool over conductor sizes 250 kcmil and larger on ASP connectors.

<sup>††</sup> VC6FT tool only.

<sup>†††</sup> With Al nibs for VC8C.

## Installing dies

### Gauging information for standard hex dies

Die code	Blackburn and ABB 12, 14- and 15-ton tools			Hex gauging
	TBM6H	colour coded dies	21940 dies	
Red	6 ton 21	B71CH	-	0.191-0.207
Blue	6 ton 24	B73CH	-	0.222-0.234
27	-	-	11330	0.262-0.294
Grey	6 ton 29	B74CH	11404	0.262-0.294
32	-	-	11332	0.329-0.335
Brown	6 ton 33	B75CH	11402	0.326-0.337
35	-	-	*11403	0.353-0.359
Green	6 ton 37	B05CH	11333	0.369-0.383
40	-	-	*11404	0.397-0.403
42	-	15505F	11334	0.409-0.423
Pink	6 ton 42	B06CHI	-	0.409-0.423
Black	6 ton 45	B08CH	11405	0.445-0.459
Orange	6 ton 50	B09CH	11406	0.494-0.506
Olive	-	B09CH	11407	0.535-0.553
Purple	6 ton 54	B09CH	-	0.535-0.553
57	-	-	-	0.585-0.591
58	-	-	11338	0.585-0.591
60	6 ton 60	-	11408	0.613-0.631
Yellow	6 ton 62	B06CH	11340	0.657-0.675
White	6 ton 66	B10CHI	11409	0.657-0.675
66H	-	-	-	0.707-0.725
Red	-	B11CH	11363	0.707-0.725
Red	6 ton 71	B11CH	-	0.751-0.769
Blue	6 ton 76	B11CH	11410	0.751-0.769
76H	-	-	-	0.751-0.769
78	-	-	11306	0.790-0.802
80	6 ton 80	-	11411 15517	0.790-0.802
83	-	-	*11370	0.825-0.831

\* Obsolete, consult your Regional Sales Office for availability.  
Gauges may be ordered from ABBB Tool Service.

Die code	Blackburn and ABB 14- and 15-ton tool dies			Hex gauging
	TBM6H	tool dies	21940 dies	
87	-	-	11423	0.861-0.879
Brown	6 ton 87	B12CH	-	0.861-0.879
94	-	-	11364	0.935-0.953
94H	-	-	-	0.935-0.953
96	-	-	11304	0.959-0.977
96H	-	-	-	0.959-0.977
99	-	-	11424	0.979-0.997
99H	-	-	-	0.979-0.997
100	-	-	11365	1.005-1.011
106A	-	-	-	1.049-1.071
Black	-	B39CH	-	1.049-1.071
107	-	-	11425	1.064-1.076
107H	-	-	-	1.064-1.076
112	-	-	11426	1.118-1.131
112H	-	-	-	1.118-1.131
115	-	-	11308	1.141-0.163
115H	-	-	-	1.141-0.163
125	-	-	11416	1.239-1.261
125H	-	-	-	1.239-1.261
126	-	-	11443	1.247-1.253
130	-	-	11417	1.299-1.305
138	-	-	11366	1.377-1.383
140	-	-	11418	1.369-1.391
140H	-	-	-	1.369-1.391
150	-	-	11419	1.459-1.481
150H	-	-	-	1.459-1.481
160	-	-	11442	1.609-1.615
161	-	-	11420	1.609-1.615
168	-	-	11447	1.684-1.690
175	-	-	11421	1.752-1.744
204	-	-	11448	2.037-2.043
212	-	-	11449	2.120-2.126
214	-	-	11337	2.140-2.146

\* Obsolete, consult your Regional Sales Office for availability.

### Diagrams

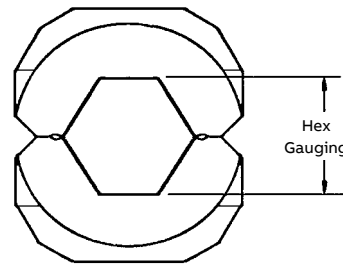


Fig. 2

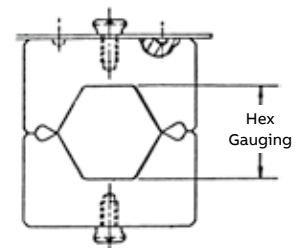


Fig. 1

## Manual compression tools and cutters



### HM 250 mechanical single-indent dieless crimper

- Manually operated single-indent compression tool
- For copper wire #8 AWG to 250 kcmil
- For aluminum wire #8 to 4/0 AWG

Cat no.	Description	Pkg. qty.
HM-250 TOOL	Mechanical single-indent dieless crimper	1



### Utility cable slicers

- For use on copper and aluminum cable only
- Not to be used on steel or ACSR cable

Cat no.	Description	Maximum conductor size (kcmil)	Max. OD inc. insulation (in.)	Overall length (in.)	Pkg. qty.
UT 4 C	Cable slicer – small	600 Al – 350 Cu	1 <sup>5</sup> / <sub>16</sub>	21	1
UT 6 C	Cable slicer – large	1,000 Al – 500 Cu	2	31 <sup>1</sup> / <sub>2</sub>	1
UT 4 B*	Blade assembly for UT 4 C	–	–	–	1
UT 6 B*	Blade assembly for UT 6 C	–	–	–	1

\* UT 4 B and UT 6 B available from Tool Service centers.

## Cutting dies and other tools



BY55

40CS

### Cable slicing die sets

- Cut copper and aluminum insulated cable sizes from #8 AWG through 500 kcmil
- Produce clean, squared-end cut which eliminates extra trimming of conductor strands

Cat no.	Maximum cable size (AWG or kcmil)	Tools	Pkg. qty.
BY55	2/0	TBM6H, TBM6PCR-LI	1
40CS	4/0	TBM14M, 13100A and TBM14CR-LI	1
156CS	500	TBM15I and TBM15CR-LI	1



21649 cable bender

Cat no.	Description	Pkg. qty.
21649	Bender for cable up to 750 kcmil	1



CTR-1 C-tap removal tool

Cat no.	Description	Pkg. qty.
CTR-1	C-tap removal tool	1



### Type WW wire bristle brush

- Removes oxides from conductor surfaces
- Easy-grip handle with guard to prevent rubber-glove puncture
- Replaceable long-life brushes can be rotated
- Handle and guard coated with durable, non-conductive plastic for safety

Cat no.	Description	Pkg. qty.
WWB1	Complete brush with handle	1
WRB1	Brush replacement	1



### Allen wrench

The compact, dependable tool for turning a screw.

- Enables you to keep a steady grip while turning
- Matches the most popular screw sizes
- Available for  $\frac{5}{16}$  in. and  $\frac{3}{8}$  in. hex screws
- PVC-dipped handle

Cat no.	For hex screw size (in.)
WA 516	$\frac{5}{16}$
WA 38	$\frac{3}{8}$



## Replacement batteries



### Battery replacement for BPLT series tools

Series BPLT tool use Makita brand batteries, catalogue no. 1422. Not sold through ABB.



### MAKITA LXT 18 V lithium-ion battery

- Equipped with Star Protection Computer Controls™ to help protect against overloading, over-discharging and over-heating
- Impact-resistant outer case and shock-absorbing inner liner are engineered to help protect the battery

Cat no.	Dimensions (L x W x H)	Weight (lb)	Capacity	Output	Pkg. qty.
BAT-MK	4.2 in. x 3.3 in. x 2.6 in.	1.2	5.0 Ah	18 V DC	1



### Adapter for Li battery

Converts older TBM series battery tools with poke-in style battery to the new Li-ion battery platform, allowing for higher productivity as batteries are interchangeable across the Li-ion tools.

Cat no.	Dimensions (L x H)	Weight (lb)	Capacity	Output	Pkg. qty.
144-ADP-LI	6.05 in. x 12.87 in.	0.4	3.0 Ah	14.4 V DC	1



### Charger for MAKITA LXT 18 V batteries‡

- Charger works across the MAKITA LXT 18 V battery platform.

Cat no.	Dimensions (L x W x H)	Weight (lb)	Capacity	Output	Pkg. qty.
CHR-MK	9 in. x 5.7 in. x 3.2 in.	1.70	120 V AC 50–60 Hz	7.2 V DC– 18 V	1

## Hydraulic PowerTap™ system

—  
01 Place cables into connector.

—  
02 Place tool head assembly on connector and tighten.

—  
03 Attach power unit to tool head assembly using the unique quick-connect coupler.

—  
04 Activate power unit.

—  
05 Release power unit trigger. Remove the entire tool assembly from the connection.

—  
06 The tool head can now be disassembled by pressing the lever on the quick-connect coupling — ready for the next install or for transport.



### Blackburn® battery-powered wedge connector tool

Eliminates the hassles of powder actuation.

- Power unit and tool head feature a unique quick-connect coupler that engages easily and stays locked until the release lever is depressed
  - Quick-connect coupler enables easy assembly of cable and connector without power unit being engaged
  - Once the assembly has been made, power unit can be engaged, using quick-connect coupler to complete final wedge insertion
  - Integrated positive-stop valve precisely matches output pressure of tool to the wedge tap connector being installed
  - Audible bypass alerts you when optimum pressure is achieved
- Tool operates without cartridges
  - Lower installed cost
  - No powder fouling — minimizes cleaning and maintenance
  - Elimination of powder actuation improves safety
- Ergonomic pistol-grip handle ensures user comfort
- Rugged, weather-resistant housing is built to last in outdoor conditions

### Installation sequence for the Blackburn® hydraulic PowerTap™ system



—  
01



—  
02



—  
03



—  
04



—  
05



—  
06

Cat no.	Power unit	Small tool head	Large tool head	Coupling assembly	2 batteries	Battery charger	Connector removal clips	Carrying case
<b>Blackburn battery-powered wedge connector tool</b>								
HPT-TOOL	X	X	X	X	X	X	X	X
HPT-TOOL-S	X	X	–	X	X	X	X	X
HPT-TOOL-L	X	–	X	X	X	X	X	X
HPT-TOOL-PU	X	–	–	X	X	X	–	X

## Assorted die kits

—  
01 Side A  
—  
02 Side B



—  
01



—  
02

### EZ-CK SS DIEKIT — Die sets kit

All the ABB dies you need to crimp the complete ABB EZGround® connector offering, presented in a two-sided metal carrying case. The reverse side of this kit allows you to keep all your colour-coded Color-Keyed crimping dies in one convenient location. A cable vs die reference chart inside each cover lets you sort and organize all your Color-Keyed compression connector dies for either copper or aluminum conductors. Additional compartments for cutting dies and adaptors round off this great package.



Cat no.	Die cat. no.	Qty.	Die colour	Copper (AWG or kcmil)	Aluminum (AWG or kcmil)
<b>Die sets kit</b>					
EZ-CK SS DIEKIT	15528SS	—	Brown	2	—
	15513SS	—	Green	1	4 AWG
	15508SS	—	Pink	1/0	2 AWG
	15526SS	—	Black	2/0	1 (Gold)
	15530SS	—	Orange	3/0	1/0 (Tan)
	15511SS	—	Purple	4/0	2/0 (Olive)
	15510SS	—	Yellow	250	—
	15534SS	—	White	300	4/0
	15514SS	—	Red	350	250
	15506SS	—	Brown	500	350
	15515SS	—	Black	750	650
	15G121R	—	—	—	—
	15G86R	—	—	—	—
	15501A	—	—	—	—
15G126R	—	—	—	—	
CTB8	—	—	—	—	
COLCHA2-E	—	—	—	—	
GRNDIESEL-E	—	—	—	—	

## Assorted die kits



### OD-TOOL-KIT

This kit is offered in a metal carrying case with heavy-duty handle and sturdy closures. The best way to carry the connectors and tools you need for commercial and residential hook-ups.

Cat no.	Kit includes	Qty.
OD-TOOL-KIT	Metallic carrying case	1
	ODB1 – Blackburn® Compression Tool	1
	WR159 – Compression connectors	18
	WR189 – Compression connectors	12
	WR289 – Compression connectors	5
	WR379 – Compression connectors	5
	WR419 – Compression connectors	5
	C5C – Insulating covers	30
	C7C – Insulating covers	15

ODB compression tool with straight wooden handles and ODH1 insulated heat cover (installed on ODB1) can be ordered separately.



### TBM45SKIT-N

TBM45SKIT-N includes the following:

Cat no.	Qty.	Cat. no.	Cable size (AWG)	Items	Weight/lb each
TBM45SKIT-N	25	54130	#8	One-hole lugs	20
	25	54105	#6	One-hole lugs	20
	25	54106	#4	One-hole lugs	20
	25	54107	#2-#3	One-hole lugs	20
	25	54108	#1	One-hole lugs	20
	25	54143-TB	#2	One-hole lugs	20
	25	54136	#6	One-hole lugs	20
	25	54804	#8	2-way connectors	20
	25	54805	#6	2-way connectors	20
	25	54806	#4	2-way connectors	20
	25	54807	#2-#3	2-way connectors	20
	25	54808	#1	2-way connectors	20
	1	TBM45S Tool	-	-	20

## Tool cross reference

Die designation	Blackburn®/ABB		Burndy			EEI
	Mechanical OD58 series and TBM6H hydraulic head (except as noted)	Hydraulic JB12B, TBM14M, 13100A, TBM15I	Mechanical	Hydraulic	Alcoa/other	
5/8	BY31 13474/13477* (Orange/Tan nest)	B58CS	W-BG	U-BG	G TU Peach	-
840	BY37 13474/13477* (Red/Blue nest)	B49EA 15512	W-K840	U-K840 U-249	TX	-
O	OJB 13470*	HO 15501-A	W-O	U-O	B11AH	-
D	DBL 13471*	HD 15502	-	U-D	BD	-
N	-	HN 15612**	-	U-N	BN	-
R	-	15620**	-	U-R	-	-
B	BY45	HBKT	W-KB	-	-	-
T	BY49		W-BG			
BKT						
K	BY47	HBKT	W-KK	-	-	-
C	BY33	HBKC	W-C	U-C	-	-
KC	-	B39EA	W-247	U-247 U-167	-	-
J	BY19	B73AH	W161	U-161	TP	-
5/16	BY51		W-242	U-242		-
P, 3/8	BY21 BY53	B71AH 15513SS	W-162	U-162	TK TL TN TB	-
1/2	-	B17EA	W-163	U-163	B06AH	6A
510		15526SS			TQ	
500		B72AH			TS	
5/8-1	BY3	B24EA	W-BG	U-BG	B08AH	8A
620			W-165 W-243	U-165 U-243	TU	
635	BY41	B30EA	W-245 W-687	U-245	TWTY B09AH	9A
737, 747	BY33	B39EA 15534SS	W-C W-247 W-167 W-694 W-702	U-247 U-167 U-694	B10AH TV	10A
781	BY35	B74AH	W-247	U-247 U-659	-	-
840	BY37	B49EA	W-249	U-249	TX	11A
845		15514SS 15512SS		U-658 U-168	B11AH	
1	-	B75AH 15506SS B61EA	W-249	U-251 U654	TH B12AH	12A
1 1-1/8-1	-	B80EA B20AH 15536SS 15505SS	W-249	U-321 U-490 U-317 U468 U426 U547 U-655	B13AH	13A 14A
1-5/16	-	B76AH B78AH B20AH 15515SS	W-249	U-318 U-327 U-261 U-788	B14AH	14A

All Blackburn® and Alcoa "B" series dies and Burndy "U" dies fit the ABB/Blackburn® hydraulic tools listed. Adapter 15500TB required with TBM15.

\* Fit TBM6, 6S, and TBM60RS (same as Homac UT5 and "H" dies series).

\*\* Fit TBM15 only.

For reference only. Connectors may require a specific die for proper application.

## Tool cross reference (continued)

Tool type	Blackburn®/ABB	Burndy	Kearny	Anderson/Huskie	Homac®	Alcoa
Mechanical	OD58	MD5 series	OS49 series	ND series	UT5	-
	OD581	MD6 series	OS50 series			
	ODF	MD7 series	061 series			
	ODF1		062 series			
	ODF3		063 series			
	ODB		068 series			
	ODB1					
	ODB3					
-	TBM-250 TOOL	MY28 series MY29 series	-	-	UT3	-
-	TBM5	MD5 series	-	-	UT5	-
	5S	MD6 series				
	6	MD7 series				
	6S	(only to 4/0)				
	8					
	8S					
	TBM60RS					
	(For colour code copper and aluminum series only except as noted on die chart)					
Self-contained hydraulic	JB12B	Y35	WH2	-	-	-
	TBM14M	Y39 Y750	WH3			
Remote hydraulic	13100A,	Y35BH	PH13-10	EP series	-	12A 12AC
	TBM15,	Y39BH	PH14			
	TBM6H	Y750BH				
		Y45 Y46				
Battpac™ battery-powered compression and cutting	TBM6PCR-LI	BAT500	-	EP series	UT15	12HA 12HAC
	TBM14CR-LI	BCT500				
	TBM15CR-LI	BAT35				
	TBM58PCTS-LI	BAT750				
	TBM54CT-LI	Y700DC-1B				
	TBM40BSCT 13950PI					

Tools may have limits on connector range capabilities. Consult your ABB regional sales office if necessary.

All hydraulic heads listed are for 10,000 psi systems only.

TBM8-750 and TBM8-750M-1 are dieless, indent-type crimp hydraulic tools equivalent to the Anderson Versa-Crimp tools and the Burndy Y644.

Consult your ABB regional sales office for application if necessary.