


EZGround grounding systems

Waterpipe ground clamps



Cat. no.	Ground wire size (AWG)	Water pipe size (in.)
2-TB	#6, #4, #2	½, ¾, 1 or rebar 4–10
3-TB	#6, #4, #2	1¼, 1½ or 2
4	#6, #4, #2	2½, 3 or 3½
5-TB	#6, #4, #2	4, 4½ or 5
6	#6, #4, #2	6



Malleable iron crossbar, steel U-bolt, comes with copper cable clamp with serrations

Waterpipe ground clamps



Cat. no.	Ground wire size (AWG)	Water pipe size (in.)
3902	#4–4/0	½–1
3903	#4–4/0	1¼–2
3904	#4–4/0	2½–3½
3905-TB	#4–4/0	4–5
3906-TB	#4–4/0	6
3907	#4–4/0	8
3908	#4–4/0	10
3909-TB	#4–4/0	12



Material: Steel U-bolt and nut, comes with bronzed aluminum cap and crossbar cadmium plated plus gold chromate finish.

Waterpipe ground clamps



Cat. no.	Ground wire size (AWG)	Water pipe size (in.)
3902BU*	#4–4/0	½–1
3903BU*	#4–4/0	1¼–2
3904BU*	#4–4/0	2½–3½
3905BU*	#4–4/0	4–5
3906BU*	#4–4/0	6
3907BU*	#4–4/0	8
3908BU*	#4–4/0	10
3909BU*	#4–4/0	12




Material: Bronze U-bolt and nut, complete with bronzed aluminum cap and crossbar with a bright dip finish. *UL Listed for direct burial

Ground clamps



Cat. no.	Material	Water pipe, copper tubing size (in.)	Ground rod size (in.)
3826*	Malleable iron	½, ¾	½–1
3846*	Bronze		
3849**	Brass	½–1	
3840-TB•	Malleable iron	½, ¾ or 1	




* For unarmoured copper wires #6, #4 AWG. ** For copper and aluminum conductors; for #14 through #2 AWG unarmoured copper wires for corrosive and outdoor use. UL approved for direct burial.

• #8 through #4 AWG. Not CSA certified.

Ground clamps for K&L grade copper tubing only



Cat. no.	Ground wire size (AWG)	Water pipe, copper tubing size (in.)
3844*	#8–#4	½–1
3888**	#8–#4	½–1, also rebar 4–10




* With steel screws. ** UL approved for direct burial. Silicon bronze screws.

EZGround grounding systems

Galvanized grounding plates


- Made of high-quality steel, hot dip galvanized
- Major time and cost saving versus ground rods

	Cat. no.	Description	Wire range (AWG)	Std. pkg.
	1016TB	Galvanized grounding plate	8 sol. to 4/0 str.	1
	1016BTB	Galvanized grounding plate (complete with JAB34C connector)	8 sol. to 4/0 str.	1
	1016TB-NG*	Grounding plate (not galvanized)	8 sol. to 4/0 str.	1
	1016BTB-NG*	Grounding plate (not galvanized) (complete with JAB34C connector)	8 sol. to 4/0 str.	1

* CSA not applicable.

Knurling dies for 14- and 15-ton tools


	Cat. no.	Description
240-31565-94	15508	For 5/8 in. and 3/4 in. ground rods



Hand knurling tool for all ground rods

Used to knurl ground rods in order to increase the pullout value of the compression connection by as much as 20%.

Ground electrode boxes

	Cat. no.	Description
	51628	Pregalvanized steel
	51629	Hot dip galvanized steel

14 gauge steel, 10 in. diameter, 12 in. depth.

EZGround grounding systems

Ground rods

Galvanized ground rods

- Made of high-strength quality cold drawn steel, (1035) hot dip galvanized
- Meets ANSI C135.30-1979 requirements

- Stainless steel rods are also available (for more detailed information, contact your ABB regional sales office)



Cat. no.	Trade size		Rod size (nominal diameter x length)		Plating thickness (mils)	Std. pkg.	Weight per 100	
	in.	ft.	mm	m			lb	kg
GR5006	½	6	12.7	1.8	4	10	410	186
GR6256	⅝	6	15.8	1.8	4	5	600	272
GR6258	⅝	8	15.8	2.4	4	5	800	363
GR6250 (0.543 – 0.555)	⅝	10	15.8	3.0	4	5	1,000	454
GR6260 (0.625 – 0.640)	⅝	10	15.8	3.0	4	5	1,000	454
GR6250B* (0.618 – 0.623)	⅝	10	15.8	3.0	4	5	1,000	454
GR7506	¾	6	15.8	1.8	4	5	700	318
GR7508	¾	8	19.0	2.4	4	5	1,200	545
GR7510	¾	10	19.0	3.0	4	5	1,500	681

* B suffix denotes black iron bare steel ground rod (CSA not applicable). CSA lists rods ½ in. and larger, 10 ft. and longer.

Copper bonded steel ground rods

- All EZGround ground rods have a heavy uniform covering of electrolytic copper bonded to a rigid steel core

- Copper ions are forced electrically to join with the steel core, establishing a corrosion-resistant bond between the copper and the steel



Cat. no.	Trade size		Rod size (nominal diameter x length)		Plating thickness (mils)	Std. pkg.	Weight per 100	
	in.	ft.	mm	m			lb	kg
5005	½	5	12.7	1.8	5	10	305	138
5006	½	6	15.8	1.8	5	5	370	168
5008	½	8	15.8	2.4	5	5	545	247
5010	½	10	15.8	3.0	5	5	611	277
6256	⅝	6	15.8	3.0	5	5	508	230
6258*	⅝	8	15.8	3.0	10	5	678	308
6260*	⅝	10	15.8	1.8	10	5	847	384
7508*	¾	8	19.0	2.4	10	5	992	450
7510*	¾	10	19.0	3.0	10	5	1,240	462
1010*	1	10	25.4	3.0	10	1	2,248	1,020

* Ground rods are UL listed (425H), except for regular rods shorter than 8 ft. or less than ½ po CSA lists rods ½ po and larger, 10 ft. and longer.

EZGround grounding systems

Ground rods

Sectional type ground rods

- Sectional type ground rods have the same high-quality as regular copper bonded steel ground rods, and are threaded top and bottom



Cat. no.	Trade size		Rod size (nominal diameter x length)		Plating thickness (mils)	Thread size (in.-UNS)	Std. pkg.	Weight per 100	
	in.	ft.	mm	m				lb	kg
5006LS	½	6	12.7	1.8	10	⅝-12	5	410	189
5008LS	½	6	15.8	1.8	10	⅝-12	5	546	248
5010LS	½	8	15.8	2.4	10	⅝-12	5	682	309
6256S	⅝	6	15.8	3.0	5	⅝-11	5	481	230
6258S	⅝	8	15.8	3.0	10	⅝-11	5	670	308
6260S	⅝	10	15.8	3.0	10	⅝-11	5	837	384
7506S	¾	6	15.8	1.8	5	¾-10	5	774	160
7508S	¾	8	19.0	2.4	10	¾-10	5	992	450
7510S	¾	10	19.0	3.0	10	¾-10	5	1,040	562
1010S	1	10	25.4	3.0	10	8-1	1	2,248	1,020



CSA lists rods ½ in. and larger, 10 ft. and longer.

Couplings

- Threaded couplings are made of high-strength, corrosion resistant alloy
- Streamlined design reduces driving friction
- Couplings are tapped for use on all standard threaded sectional rods



Cat. no.	Rod diameter (in.)	Thread size (in.-UNS)	Std. pkg.	Weight per 100 (lb)
50LC	½	⅝-12	25	17
60C	⅝	⅝-11	25	25
70C	¾	¾-10	25	38
80C	1	1-8	10	75




EZGround grounding systems

Ground rods

Driving studs

- Driving studs of high-strength steel
- May be used with all standard threaded couplings



	Cat. no.	Rod diameter (in.)	Thread size (in.-UNS)	Std. pkg.	Weight per 100 (lb)
	50LDS*	1/2	9/16-12	10	16
	60DS*+	5/8	3/4-11	25	23
	70DS*	3/4	3/4-10	5	35
	80DS	1	1-8	10	75

* UL Listed
 † CSA Certified

Threadless couplings and driving caps for standard copper bonded ground rods

Threadless couplings

- For joining non-threaded, sectional, copper bonded, steel ground rods
- Coupling is manufactured of a high-strength, corrosion resistant, silicone bronze

Threadless driving caps

- Prevent “mushrooming” of ground rod while driving to ensure proper fit of coupling
- Driving cap is manufactured of high-strength, hardened steel

Cat. no.	Size (in.)	Dimensions (in.)		Std. pkg.	Weight per 100 (lb)
		Length	Diameter		
Threadless couplings					
50CNT*	1/2	3.0	0.78	25	34
60CNT2*	5/8	2.5	0.69	25	34
70CNT*	3/4	3.0	0.97	25	31
Driving caps					
60DSNT	5/8	4.0	0.88	10	43



* UL Listed

EZGround grounding systems

Clamps

Type JAB — ground rod clamps

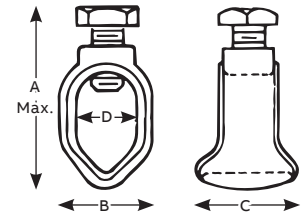
- Cast of high-strength corrosion-resistant copper alloy
- Both hex head and socket set screws available

- Long bearing surface of clamp on ground wire secures ground connection
- UL listed for direct burial



Cat. no.	Socket set screw	Hex head bolt	Nominal rod dia.		Wire range				Dimensions (in.)					
			(in.)	(mm)	max.	min.	max. (mm ²)	min. (mm ²)	A (max.) socket screw	A (max.) hex bolt	Screw thread size UNC-2A	B	C	D
JAB12*	JAB12H		1/2	12.7	2 str.	10 sol.	33.6	5.2	1 ¹⁹ / ₃₂	2 ³ / ₃₂	7/16-14	2 ⁷ / ₃₂	7/8	1 ⁹ / ₃₂
JAB58	JAB58H		5/8	15.8	1/0 str.	8 sol.	53.4	8.3	1 ²⁷ / ₃₂	2 ¹³ / ₆₄	7/16-14	2 ⁹ / ₃₂	1	1 ¹ / ₁₆
JAB34	JAB34H		3/4	19.0	1/0 str.	8 sol.	53.4	8.3	2	2 ¹¹ / ₃₂	7/16-14	1 ¹ / ₁₆	1	5 ¹ / ₆₄
-	JAB34C		3/4 + 5/8	15.8 to 19.0	3/0 str.	8 sol.	95.0	8.3	-	2 ¹¹ / ₃₂	7/16-14	1 1/8	1 1/32	13 ¹ / ₁₆
JAB1	JAB1H		1	25.0	4/0 str.	8 sol.	107.1	8.3	2 1/4	3	7/16-14	1 11/32	1 1/16	1

Diagram



* CSA not applicable. Add suffix P to No de cat. for tin-plated clamp

Type G — budget line ground clamps

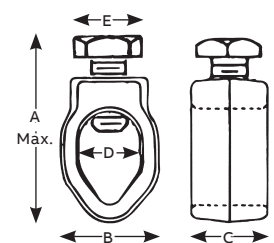
- A dependable ground connection offered at a substantial saving
- Cast of high-strength corrosion-resistant copper alloy

- Hex head bolts
- Simplified compact design will make a lasting, trouble-free connection
- Listed for direct burial



Cat. no.	Nominal rod dia.		Wire range				Dimensions (in.)					
	(in.)	(mm)	max.	min.	max. (mm ²)	min. (mm ²)	A (max.) Bolt	Screw thread size UNC-2A	B	C	D	E
G3*	3/8	9.5	4 str.	10 sol.	21.1	5.2	1 3/8	5/16-18	1 1/16	1/2	2 ⁷ / ₆₄	3/8
G4	1/2	12.7	2 str.	10 sol.	33.6	5.2	-	3/8-16	2 ⁷ / ₃₂	3/8	3 ⁷ / ₆₄	1/2
G5	5/8	15.8	2 str.	10 sol.	33.6	5.2	-	3/8-16	2 ⁹ / ₃₂	3/8	4 ³ / ₆₄	1/2
G6	3/4	19.0	2 str.	10 sol.	33.6	5.2	-	3/8-16	1 1/16	3/8	1 ⁹ / ₁₆	1/2

Diagram



* Not UL Listed and CSA not applicable. Add suffix P to cat. no. for tin-plated clamp


EZGround grounding systems

Clamps

Cast bronze ground clamps

- Connect copper ground wire to water pipe, copper tubing or ground rods
- High-strength, high-conductivity copper alloy (over 80% copper)
- UL listed for direct burial



	Cat. no.	Water pipe size (in.)	Conductor range (AWG)
	JD	½–1	#2 str.–#10 str.
	J2D	1¼–2	#2 str.–#10 str.

Type J — cast bronze ground clamps

- For connecting grounding conductor to water pipe or copper tube
- Cast of high-strength, highly conductive copper alloy
- Screws plated for corrosion resistance
- UL listed

Cat. no.	Water pipe size (in.)	Conductor range (AWG)		Dimensions (in.)		
		Max.	Min.	A	B	C
J	½–1	2 str.	10 sol.	2¾	2 ¹¹ / ₃₂	2 ³ / ₃₂
J2BB	1¼–2	2 str.	10 sol.	3¾	3½	1 ³ / ₁₆
J2124	2½–4	2 str.	10 sol.	6	6 ⁵ / ₁₆	1
J6	4¼–6	2 str.	10 sol.	7¾	8 ³ / ₈	1








EZGround grounding systems

Clamps

Technical specifications



Cat. no.	Water pipe size (in.)	Ground wire size (AWG)		Ground rod size (in.)		
		min.	max.	Galv. steel	Copper clad	
Ground clamp (zinc alloy body/steel screws)						
 CI3106	1/2-1	10 sol.	2 str.	5/8-1*	-	
Ground clamp (zinc/steel)						
 CI3108	1/2-1	10 sol.	2 str.	5/8-1*	-	
For connecting grounding conductor to either galvanized steel rod or water pipe.						
Ground clamp (brass body/brass screws)						
 CI3110U	1/2-1	10 sol.	2 str.	5/8-1*	5/8-1	
For connecting grounding conductor to either galvanized steel rod, copper clad or water pipe. CSA approved for wet locations and for direct burial.						
Ground clamp (brass body/brass screws)						
 CI3112U	1 1/4-2	10 sol.	2 str.	-	-	
For connecting grounding conductor to water pipe. CSA approved for wet locations and for direct burial.						
Ground rod clamp (bronze body/brass screws)						
	CIGRC58	-	10 sol.	2 str.	5/8	5/8
	CIGRC34	-	8 sol.	1/0 str.	3/4	3/4

For connecting grounding conductor to either galvanized steel rod or copper clad rod.
CSA approved for wet locations and for direct burial.

*Reversible.